



---


2025


# crystal frame

---

---

# CRYSTAL Frame





# CRYSTAL Frame

// Versatile e Trasversale

## IL NUOVO SISTEMA DI ANTE TELAIO ALLUMINIO E VETRO UNIVERSALE **PER TUTTI I MODELLI LUBE**

**CRYSTAL Frame** è il sistema di ante vetro universale progettato per abbinarsi a tutti i modelli LUBE, offrendo così un'elevata versatilità compositiva.

Con **CRYSTAL Frame**, è possibile scegliere tra **diverse tipologie di telaio e vetri, con più finiture**, offrendo opzioni di **apertura con gola o con maniglia**, per soddisfare ogni esigenza estetica e funzionale.

Le ante "**Quadra**" e "**Silk**", con cerniera a scomparsa, permettono continuità estetica con gli elementi a giorno e i sistemi a spalla consentendo la creazione di ambienti cucina e living coordinati e armoniosi.

**CRYSTAL Frame:** THE NEW GLASS AND ALUMINUM FRAME DOOR SYSTEM UNIVERSAL  
// Versatile and Transversal FOR ALL LUBE MODELS

CRYSTAL Frame is the universal glass door system designed to match all CREO models, offering high compositional versatility.

With CRYSTAL Frame, it is possible to choose from different types of frames and glasses, with multiple finishes, offering opening options with finger rail or handle, to meet every aesthetic and functional need.

The 'Quadra' and 'Silk' doors, with hidden hinges, allow for aesthetic continuity with the open units and the bookcase with load-bearing side panel systems, enabling the creation of coordinated and harmonious kitchen and living spaces.



QUADRA

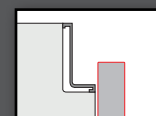
SILK

LUMINA


REFLECTA

VISION

# CRYSTAL Frame



Neck

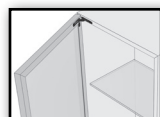


Bridge




anta "QUADRA" e anta "SILK" disponibili anche per

"QUADRA" and "SILK" doors also available for



ELEMENTI A GIORNO CON ANTA  
OPEN UNITS WITH DOOR

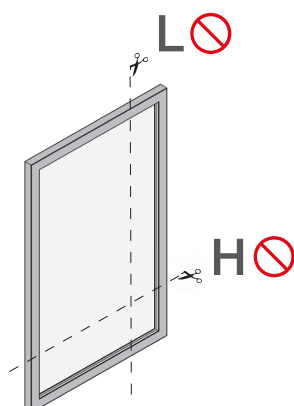



LIBRERIA A SPALLA  
BOOKCASE WITH LOAD BEARING SIDE PANELS

**i** Le ante "QUADRA" e "SILK" permettono continuità estetica in tutti quegli ambienti dove sono presenti cucina, elementi a giorno e libreria a spalla, essendo disponibili nei tre sistemi, sempre con cerniera a scomparsa e con una vasta gamma di finiture.

"QUADRA" and "SILK" doors allows aesthetic continuity in kitchen, open units and bookcase with load bearing side panels, being available in the three systems, always with hidden hinge and with a wide range of finishes.

SP: 22  
TH: MM



TELAIO  
FRAME



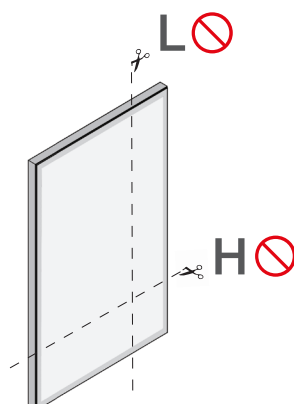

VETRO  
GLASS




anta "QUADRA"  
"QUADRA" door

**i** anta con presa maniglia perimetrale su telaio. Push-Pull e presa sul fondo non realizzabili.  
anta con cerniera "Air" a scomparsa.  
door with perimeter handle grip on frame. Push-Pull not possible. Door with hidden 'Air' hinge.

SP: 22  
TH: MM



TELAIO  
FRAME



VETRO  
GLASS



anta "SILK"  
"SILK" door

**i** anta disponibile con maniglia integrata e con gola senza maniglia. Push-Pull e presa sul fondo non realizzabili.  
anta con cerniera "Air" a scomparsa.  
door available with integrated handle, bottom grip and finger rail without handle. Push-Pull not possible. Door with hidden 'Air' hinge.

**CRYSTAL FRAME È ABBINABILE  
CON L'INTERA COLLEZIONE**  
CRYSTAL FRAME IS MATCHABLE WITH  
THE ENTIRE MODELS COLLECTION



SP: **22** MM  
TH: **22** MM

**TELAIO FRAME**

- titanio
- nero
- silver dark
- umber
- ottone
- rame brunito

**VETRO GLASS**

- trasparente
- bronzo
- fumè
- cannettato satinato bianco
- cannettato satinato bronzo
- cannettato satinato fumè
- cannettato satinato rame brunito

anta **"LUMINA"**  
"LUMINA" door

*i* anta con presa maniglia perimetrale su telaio, disponibile anche Push-Pull, con presa sul fondo e con gola.  
door with perimeter handle grip on frame, also available Push-Pull, with bottom grip and with finger rail.

SP: **22** MM  
TH: **22** MM

**TELAIO FRAME**

- titanio
- nero
- umber

**VETRO GLASS**

- trasparente
- bronzo
- fumè

anta **"REFLECTA"**  
"REFLECTA" door

*i* anta con presa maniglia perimetrale su telaio, disponibile anche Push-Pull, con presa sul fondo e con gola.  
door with perimeter handle grip on frame, also available Push-Pull, with bottom grip and with finger rail.

SP: **22** MM  
TH: **22** MM

**TELAIO FRAME**

- titanio
- nero
- silver dark

**VETRO GLASS**

- satinato
- bronzo
- fumè

anta **"VISION"**  
"VISION" door

*i* anta senza presa maniglia, disponibile Push-Pull, con presa sul fondo e con gola.  
door without handle grip, available Push-Pull, with bottom grip and with finger rail.



## MADE IN ITALY: NORMA UNI 11674

La norma tutela l'acquirente garantendo l'origine italiana e le prestazioni di sicurezza e durata del prodotto, entrambe verificate periodicamente da uno dei più importanti laboratori di prova e certificazione per il legno-arredo in Italia: COSMOB.

## MADE IN ITALY: STANDARD UNI 11674

This standard protects purchasers by guaranteeing the Italian origin, safety performance and useful life of products, both periodically verified by one of the leading testing and certification labs for wooden furnishings in Italy: COSMOB.



## GREENGUARD

Il Programma di Certificazione GREENGUARD certifica che tutte le strutture dei prodotti a marchio LUBE e CREO sono conformi agli standard più rigorosi in termini di livelli di emissione di Composti Organici Volatili (COV) emessi da mobili, superfici e vernice oltre ad altre sostanze chimiche nocive negli ambienti interni.

## GREENGUARD

The GREENGUARD certification programme certifies that all structures of LUBE and CREO products comply with the strictest standards in terms of emissions of volatile organic compounds (VOCs) from furniture, surfaces and coatings, as well as other harmful chemical substances in interior environments.



## PANNELLO ECOLOGICO

Le strutture dei mobili LUBE e CREO sono realizzate con pannelli composti da legni riciclati al 100%, certificati dal Consorzio Pannello Ecologico e con materiali a basso impatto ambientale, certificati per la bassa emissione di formaldeide.

## ECOLOGICAL PANELS

LUBE and CREO structures are created with panels made from 100% recycled wood, certified by the Eco-Panel Consortium, and from environmentally friendly materials, certified for low formaldehyde emissions.



## GRUPPO LUBE ECOLOGIC

Il Gruppo LUBE utilizza per i componenti delle cucine (tutte le strutture, alcune ante e alcuni complementi), materiale conforme al regolamento EPA TSCA TITLE VI, uno dei più severi in merito alle normative di salvaguardia ambientale.

## ECOLOGICAL PANELS

The LUBE Group uses for kitchen components (all carcasses, some doors and some accessories), material that complies with the EPA TSCA TITLE VI regulation, one of the strictest regarding environmental protection regulations.



## SOSTENIBILITÀ AMBIENTALE

Lube Industries srl è dotata di Sistemi di Gestione per l'Efficienza Ambientale, per la Qualità e per la Salute e la Sicurezza sul Lavoro, in conformità alle norme: UNI EN ISO 14001, UNI EN ISO 9001 e UNI EN ISO 45001.

## ENVIRONMENTAL SUSTAINABILITY

Lube Industries S.r.l. implements management systems for environmental efficiency, quality, and occupational health and safety, in conformity to the following standards: UNI EN ISO 14001, UNI EN ISO 9001 and UNI EN ISO 45001.




## FSC®

La certificazione FSC® rappresenta il principale meccanismo di garanzia sull'origine del legno o della carta, con questa certificazione Lube Industries ha deciso di rendere noto il suo impegno nei confronti dell'ambiente e si schiera contro il disboscamento incontrollato e il taglio illegale di foreste.

## FSC®

FSC® certification is the leading mechanism guaranteeing the origin of wood and paper. With this certification, Lube Industries has decided to demonstrate its commitment to the environment and stand against uncontrolled deforestation and illegal felling.



## FOTOVOLTAICO

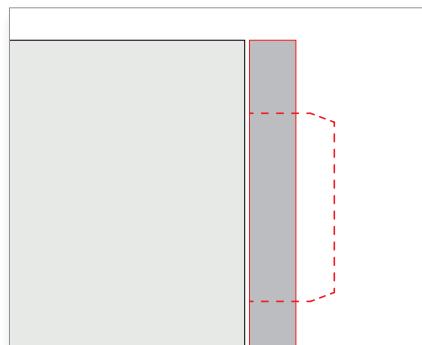
Energia pulita per prodotti di qualità. Un impianto fotovoltaico, installato nella sede aziendale, copre la superficie di 40.800 mq ed eroga una potenza di 6,2 MWp. L'energia prodotta quotidianamente dai pannelli solari, circa 6000 KWh, è in grado di soddisfare il fabbisogno dei processi produttivi aziendali.

## PHOTOVOLTAICS

Clean energy for high-quality products. A photovoltaic plant, installed at the company headquarters, covers an area of 40,800 m2 and has a power output of 6.2MWp. The energy generated daily by the solar panels, approximately 6,000 KWh, is enough to meet the company's production needs.

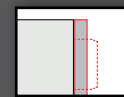


# Bridge



**ANTA CON PRESA MANIGLIA  
INTEGRATA o PUSH-PULL**  
DOOR WITH INTEGRATED HANDLE  
GRIP OR PUSH-PULL






**DI SERIE:** Presa perimetrale su telaio  
**STANDARD:** Perimeter grip on frame



**Push-Pull e presa sul fondo non realizzabili**  
Push-Pull and bottom grip not possible

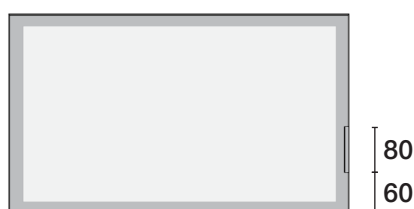
**anta "QUADRA"**  
"QUADRA" door




**DI SERIE:** Anta con maniglia laterale alta integrata su montante laterale su basi.  
Anta con maniglia laterale bassa integrata su montante laterale su sopracolonne.  
Anta con maniglia laterale centrale integrata su montante laterale su colonne.  
Anta con maniglia inferiore centrale su traverso inferiore su pensili.

**STANDARD:** Door with integrated upwards lateral handle on the side of the frame on base units.  
Door with integrated downwards lateral handle on the side of the frame on top-columns units.  
Door with integrated central handle on the side of the frame on columns.  
Door with integrated central handle on lower traverse on wall units.

**SOPRACOLONNE E ANTA SUPERIORE**  
**COLONNA FORNO:**  
MANIGLIA LATERALE BASSA INTEGRATA  
SU MONTANTE LATERALE  
**TOP COLUMNS UNITS:**  
INTEGRATED DOWNWARDS LATERAL HANDLE  
ON THE SIDE OF THE FRAME




**BASI e ANTA INFERIORE COLONNA FORNO:**  
MANIGLIA LATERALE ALTA INTEGRATA  
SU MONTANTE LATERALE  
**BASE UNITS:**  
INTEGRATED UPWARDS LATERAL HANDLE  
ON THE SIDE OF THE FRAME




**Push-Pull e presa sul fondo non realizzabili**  
Push-Pull and bottom grid not possible


**PENSILI:**  
MANIGLIA CENTRALE INTEGRATA  
SU TRAVERSO INFERIORE  
**WALL UNITS:**  
INTEGRATED CENTRAL HANDLE  
ON LOWER TRAVERSE



**COLONNE:**  
MANIGLIA LATERALE CENTRALE  
INTEGRATA SU MONTANTE  
LATERALE  
**BASE UNITS:**  
INTEGRATED CENTRAL HANDLE  
ON THE SIDE OF THE FRAME




**anta "SILK"**  
"SILK" door



**DI SERIE:** Presa perimetrale su telaio  
Perimeter grip on frame

**A RICHIESTA:** Push-Pull - Presa sul fondo su pensili  
**ON REQUEST:** Push-Pull - Bottom grip on wall units

anta "LUMINA"  
"LUMINA" door



**DI SERIE:** Presa perimetrale su telaio  
Perimeter grip on frame

**A RICHIESTA:** Push-Pull - Presa sul fondo su pensili  
**ON REQUEST:** Push-Pull - Bottom grip on wall units

anta "REFLECTA"  
"REFLECTA" door

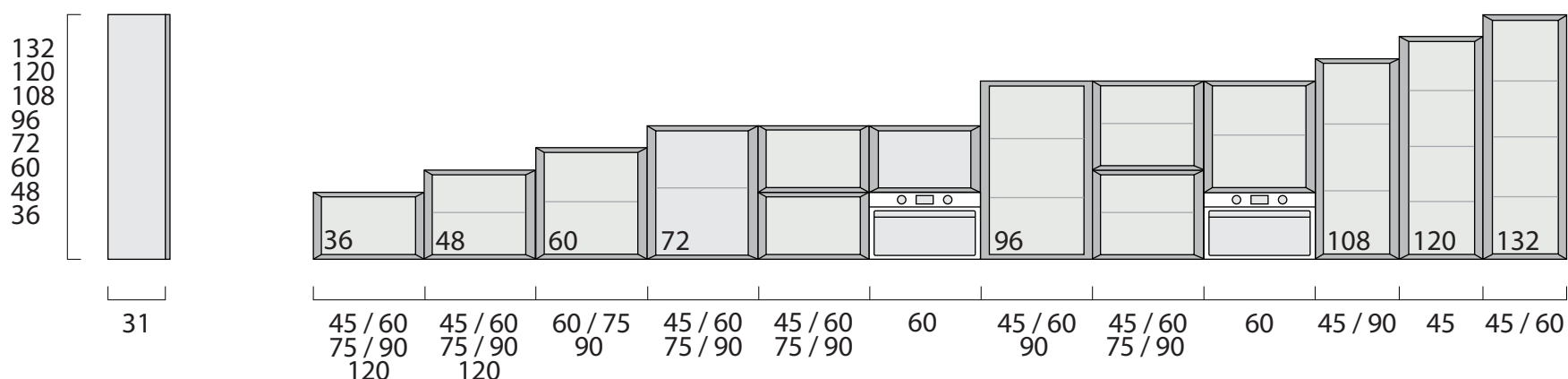


**DI SERIE:** Push-Pull  
Push-Pull

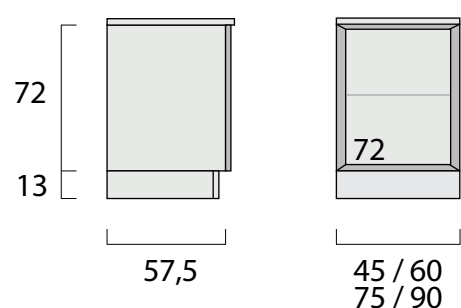
**A RICHIESTA:** Presa sul fondo su pensili  
**ON REQUEST:** Bottom grip on wall units

anta "VISION"  
"VISION" door

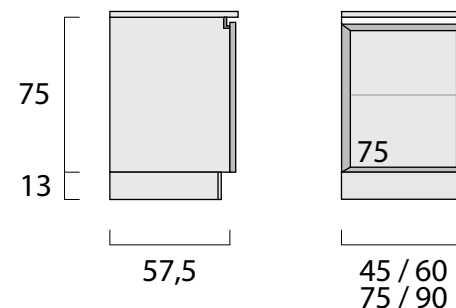
**PENSILI**  
WALL UNITS



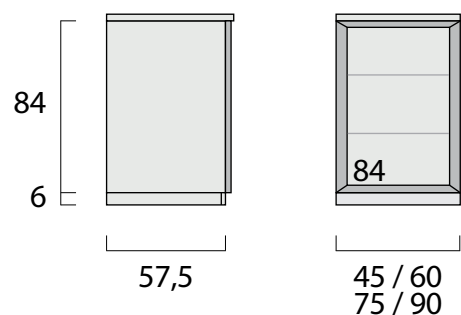
**BASI ZOCCOLO H.13 BRIDGE**  
BRIDGE H.13 PLINTH BASE UNITS



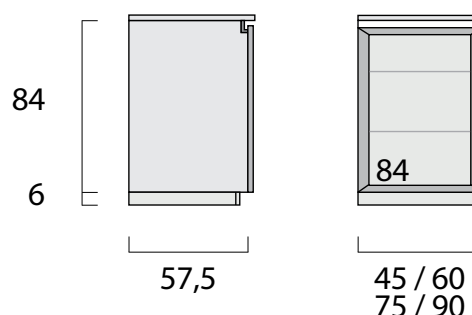
**BASI ZOCCOLO H.13 NECK**  
NECK H.13 PLINTH BASE UNITS



**BASI ZOCCOLO H.6 BRIDGE**  
BRIDGE H.6 PLINTH BASE UNITS

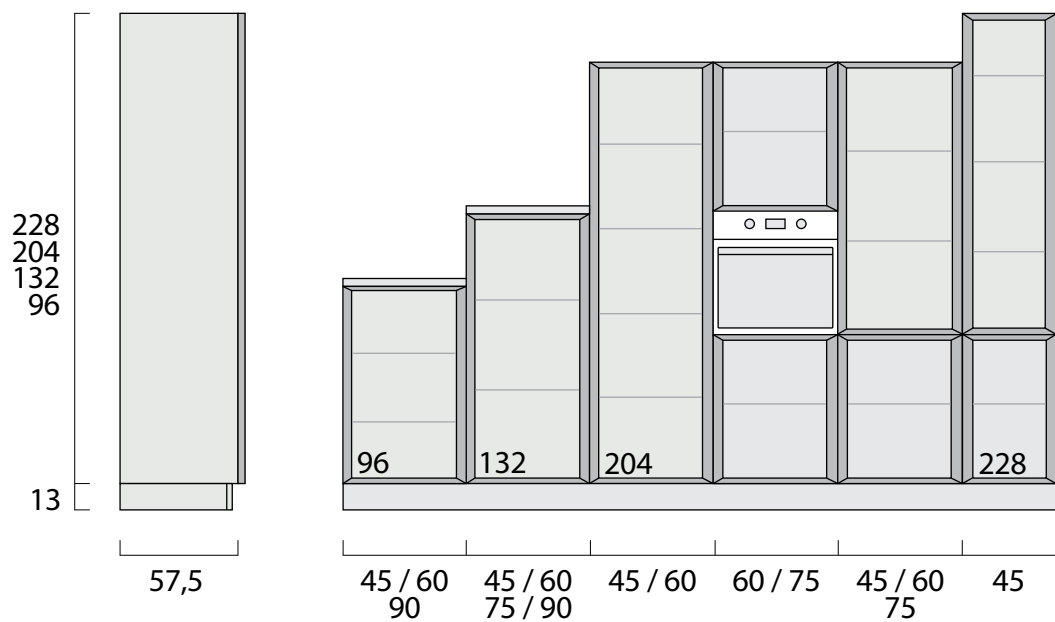


**BASI ZOCCOLO H.6 NECK**  
NECK H.6 PLINTH BASE UNITS



## COLONNE ZOCCOLO H.13

### H.13 PLINTH COLUMNS

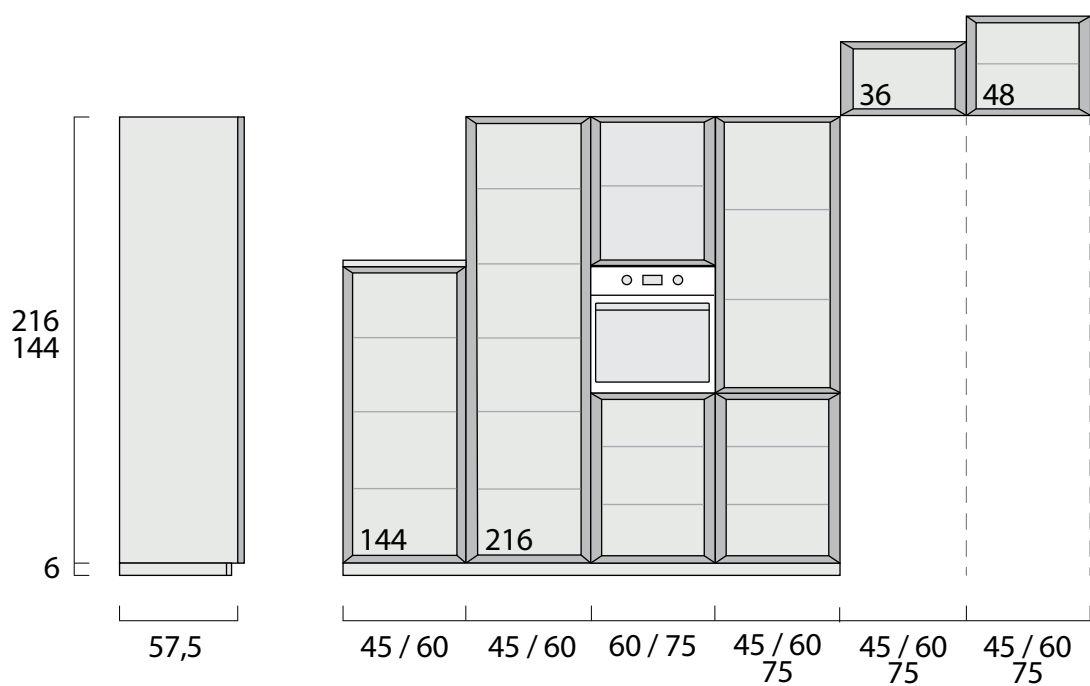


⚠ Per attrezzature interne e meccanismi di apertura vedere relative sezioni nel listino.  
For internal equipment and opening mechanisms, see respective sections in the price list.

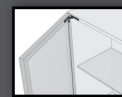
⚠ Per dimensioni dei singoli frontali vedere relative sezioni nel listino.  
For size of individual doors, see respective sections in the price list.

## COLONNE ZOCCOLO H.6

### H.6 PLINTH COLUMNS



⚠ Elementi sopra colonna validi anche su colonne zoccolo H.13  
Above-column elements also valid on H.13 plinth columns




## TELAIO ALLUMINIO VERNICIATO FINITURA OPACA MATT FINISH PAINTED ALUMINIUM FRAME

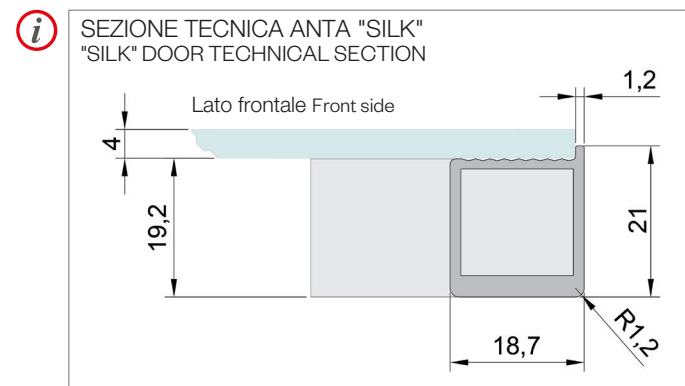
**DI SERIE:** telaio alluminio verniciato titanio sp.22 mm vetro trasparente serigrafato titanio

**STANDARD:** 22 mm th. titanium painted aluminium frame titanium silkscreened transparent glass

telaio titanio (opz.STIT)  
titanium frame (opt.STIT)



con vetro trasparente  
serigrafato titanio (opz.TRST)  
with titanium silkscreened  
transparent glass (opt.TRST)



**A RICHIESTA:** telaio alluminio verniciato titanio sp.22 mm specchio bronzo o specchio fumè

**ON REQUEST:** 22 mm th. titanium painted aluminium frame bronze mirror or fumè mirror

telaio titanio (opz.STIT)  
titanium frame (opt.STIT)



con specchio  
bronzo (opz.BZMR)  
with bronze  
mirror (opt.BZMR)



con specchio  
fumè (opz.FEMR)  
with fumè  
mirror (opt.FEMR)

## TELAIO ALLUMINIO VERNICIATO FINITURA OPACA MATT FINISH PAINTED ALUMINIUM FRAME

**A RICHIESTA:** telaio alluminio verniciato nero sp.22 mm vetro fumè serigrafato nero, bronzo serigrafato nero o trasparente serigrafato nero

**ON REQUEST:** 22 mm th. black painted aluminium frame black silkscreened fumè glass or black silkscreened bronze glass or black silkscreened transparent glass

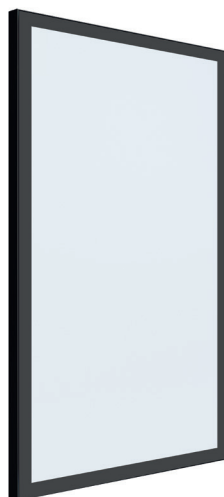
telaio nero (opz.SNER)  
black frame (opt.SNER)



con vetro fumè  
serigrafato nero (opz.FESN)  
with black silkscreened  
fumè glass (opt.FESN)



con vetro bronzo  
serigrafato nero (opz.BZSN)  
with black silkscreened  
bronze glass (opt.BZSN)



con vetro trasparente  
serigrafato nero (opz.TRSN)  
with black silkscreened  
transparent glass (opt.TRSN)


**A RICHIESTA:** telaio alluminio verniciato nero sp.22 mm specchio bronzo o specchio fumè

**ON REQUEST:** 22 mm th. black painted aluminium frame bronze mirror or fumè mirror


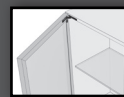
telaio nero (opz.SNER)  
black frame (opt.SNER)



con specchio  
bronzo (opz.BZMR)  
with bronze  
mirror (opt.BZMR)



con specchio  
fumè (opz.FEMR)  
with fumè  
mirror (opt.FEMR)



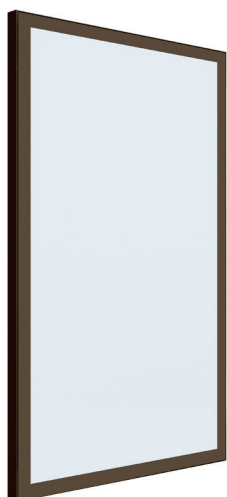
## TELAIO ALLUMINIO VERNICIATO FINITURA OPACA MATT FINISH PAINTED ALUMINIUM FRAME

**A RICHIESTA:** telaio alluminio verniciato umber sp.22 mm vetro trasparente serigrafato umber

**ON REQUEST:** 22 mm th. umber painted aluminium frame umber silkscreened transparent glass silkscreened transparent glass

telaio umber (opz.SUMB)

umber frame (opt.SUMB)




con vetro trasparente  
serigrafato umber (opz.TRSU)  
with umber silkscreened  
transparent glass (opt.TRSU)

**A RICHIESTA:** telaio alluminio verniciato umber sp.22 mm specchio bronzo o specchio fumè

**ON REQUEST:** 22 mm th. umber painted aluminium frame bronze mirror or fumè mirror

telaio umber (opz.SUMB)

umber frame (opt.SUMB)



con specchio  
bronzo (opz.BZMR)  
with bronze  
mirror (opt.BZMR)



con specchio  
fumè (opz.FEMR)  
with fumè  
mirror (opt.FEMR)





ANTA "SILK" CON MANIGLIA INTEGRATA  
 "SILK" DOOR WITH INTEGRATED HANDLE GRIP

Per dettagli, utilizzi e posizionamenti della presa maniglia integrata, vedi schemi tecnici a pag.12  
 For details, uses and positioning of the integrated handle grip, see technical drawings on page 12

**i** anta disponibile con maniglia integrata e con gola senza maniglia. Push-Pull e presa sul fondo non realizzabili.  
 Disponibile anche per elementi a giorno con anta e per librerie a spalla. Anta con cerniera "Air" a scomparsa.  
 door available with integrated handle or with finger rail without handle. Push-Pull and bottom grip not possible.  
 Also available for open units with door and for bookcase with load bearing side panels. Door with hidden 'Air' hinge.

# SCHIENA EFFETTO MARMO

BACK PANEL MARBLE EFFECT

## PENSILI

WALL UNITS

H 36-48	L 45 L 60 L 75 L 90 L 120
H 60	L 60 L 75 L 90
H 72	L 45 L 60 L 75 L 90
H 96	L 45 L 60 L 75 L 90
H 108	L 45 L 60 L 90
H 120	L 45 L 60

## BASI

BASE UNITS


H 72	L 45 L 60 L 75 L 90
H 75	L 45 L 60 L 75 L 90
H 84	L 45 L 60 L 75 L 90

## COLONNE


COLUMNS

H 96	L 45 L 60 L 90
H 132	L 45 L 60 L 75 L 90
H 144	L 45 L 60
H 204	L 45 L 60 L 75
H 216	L 45 L 60 L 75


## COLORI SCHIENA BACK PANEL COLOUR




samas finitura urban (opz.3482)



calacatta finitura MN (opz.6019)



dark finitura MN (opz.6133)



pietra grigia fin.velvet (opz.2669)



