



oltre



OLTRE | MODERNO



LUBE INDUSTRIES SRL
Via dell'Industria, 4 - 62010 Treia (MC) Italia
Tel. centralino 0733 8401 (r.a.)
Fax 0733 840222 - 0733 840333
info@cucinelube.it - www.cucinelube.it

Il sistema di gestione per la qualità Lube è certificato UNI EN ISO 9001:2008
Pannello ecologico garantito 100% legno riciclato





oltre

FINITURE MATERICHE
TEXTURED FINISHES

LUX DA PAG. 4

APERTURE CON GOLA E ANTA INCLINATA
OPENINGS WITH FINGER RAIL AND INCLINED DOOR

Neck DA PAG. 42

APERTURA CON GOLA E ANTA QUADRATA
OPENING WITH FINGER RAIL AND SQUARE DOOR

Bridge DA PAG. 80

ANTA QUADRATA CON MANIGLIA
SQUARE DOOR WITH HANDLE

LUX

APERTURA CON GOLA
E ANTA INCLINATA

OPENING WITH FINGER RAIL
AND INCLINED DOOR

01

MATERIA E COLORE BINOMIO SENZA
TEMPO. IL ROVERE CORTECCIA
INVECCHIATO HA VENATURE CHIARE
CHE SONO IN TONALITÀ COL COLORE
CASTORO DELLE ANTE DELLE BASI E
DELLA LIBRERIA.

MATERIAL AND COLOUR TIMELESS DUO:
THE BARK AGED OAK HAS BRIGHT VEINS WHICH
MATCH WITH THE BEAVER OF THE DOORS OF THE
BASE UNITS AND BOOKCASE.









ANTA/DOOR
ROVERE CORTECCIA INVECCHIATO
BARK AGED OAK



ANTA/DOOR
VETRO CASTORO LUCIDO
GLOSSY GLASS BEAVER



ANTA E LIBRERIA/DOOR AND BOOKCASE
LACCATO CASTORO OPACO
MATT LACQUERED BEAVER



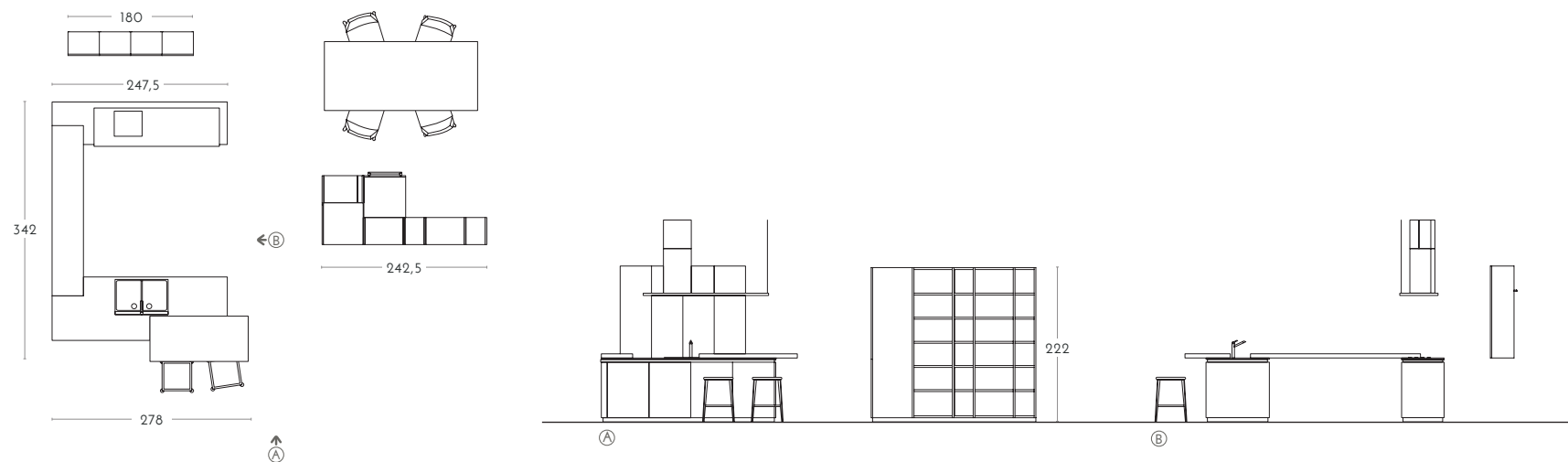
ZOCOLO E GOLA/
PLINTH AND FINGER RAIL
NERO
BLACK



TOP/WORKTOP
CASTORO FENIX
FENIX BEAVER



LUX 01



TAVOLO PIN STRUTTURA LACCATO NERO PIANO
IN ROVERE CORTECCIA INVECCHIATO
SEDIA E SGABELLO GHIM IN METALLO LACCATO NERO,
SEDUTA E SCHIENALE SIMILPELLE GRIGIO ANTRACITE ANTICATO

PIN TABLE, BLACK LACQUERED STRUCTURE, BARK OAK TOP
BLACK LACQUERED METAL GHIM CHAIR AND STOOL,
SEAT AND BACK MADE OF ANTIQUED ANTHRACITE GREY LEATHERETTE

LUX

APERTURA CON GOLA
E ANTA INCLINATA

OPENING WITH FINGER RAIL
AND INCLINED DOOR

02

IL GRIGIO COME TEMA CONDUTTORE
DI QUESTA CUCINA DALLO STILE
INEDITO. ANTE DI TRE DIVERSI MATERIALI
DECLINATE IN DIVERSE TONALITÀ DI
GRIGIO PER CREARE UNA COMPOSIZIONE
ARMONIOSA MA DI CARATTERE.

GREY IS THE LEITMOTIF OF A KITCHEN REVEALING
A UNIQUE STYLE. THE DOORS ARE MADE OF THREE
DIFFERENT MATERIALS IN VARIOUS SHADES OF
GREY, YIELDING A GRACEFUL YET DISTINCTIVE
COMPOSITION.







LIBRERIE E PENSILI A GIORNO

IL PENSILE A GIORNO IN METALLO CON RIPIANI IN VETRO
CHIUDE LA CUCINA OFFRENDO ULTERIORE SPAZIO DI
CONTENIMENTO. LA LIBRERIA INTERPARETE
È PERFETTAMENTE COORDINATA ALLA CUCINA
GRAZIE ALLE ANTE IN MALTA OLD GREY.

*OPEN WALL UNITS AND BOOKCASES
THE METAL OPEN WALL UNIT WITH GLASS SHELVES CLOSSES THE KITCHEN
AND OFFERS ADDITIONAL STORAGE SPACE. THE PARTITION BOOKCASE
MATCHES PERFECTLY WITH THE KITCHEN THANKS TO ITS OLD GREY
MORTAR DOORS.*






ANTA/DOOR
ROVERE ARGILLA INVECCHIATO
CLAY AGED OAK



ANTA E TOP/DOOR AND WORTOP
FENIX FUMO
FENIX SMOKE



ANTA/DOOR
TELAIO ALLUMINIO FINITURA URBAN OSSIDATO
RETE FINITURA NERA
ALUMINIUM FRAME WITH OXIDISED URBAN FINISH AND MESH
WITH BLACK FINISH




ANTA/DOOR
FINITURA MALTA OLD GREY
MORTAR FINISH OLD GREY



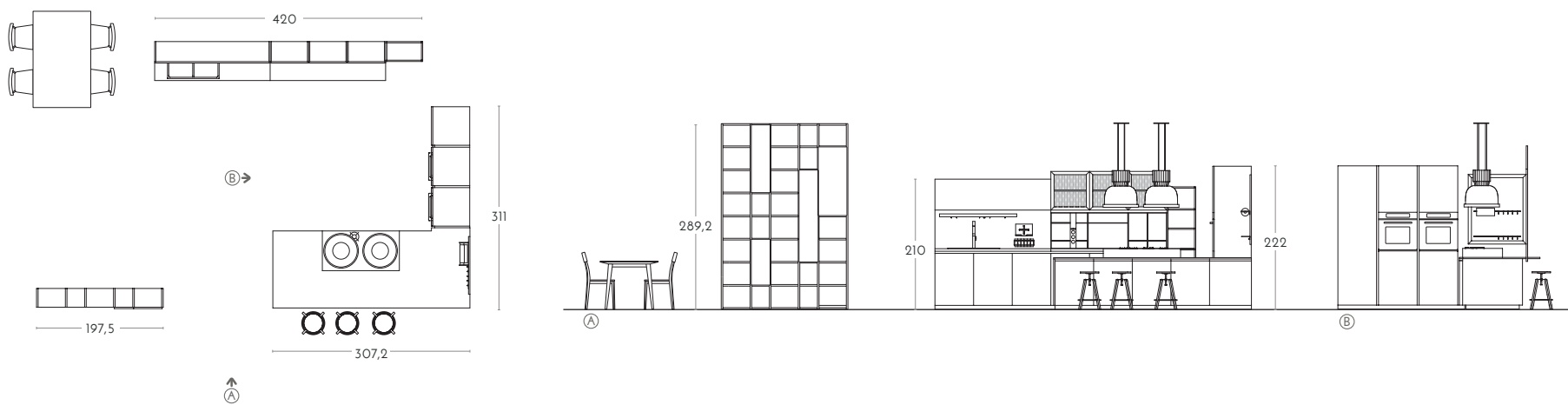

MOBILETTO MODUS/ MODUS CABINET
TITANIO SPAZZOLATO
BRUSHED TITANIUM



LIBRERIA/BOOKCASE
LACCATO CENERE OPACO
MATT LACQUERED ASH



ZOCCOLO/PLINTH
FUMO
SMOKE



LUX 02

TAVOLO PIN STRUTTURA LACCATA FUMO,
PIANO IN FENIX FUMO
SEDIA AVAND IN GRIGIO NEBBIA
SGABELLO ZEDY IN LACCATO GRAFITE OPACO

PIN TABLE WITH LACQUERED SMOKE STRUCTURE
AND FENIX SMOKE TOP
AVAND CHAIR IN FOG GREYS
ZEDY STOOL IN MATT LACQUERED GRAPHITE

LUX

APERTURA CON GOLA
E ANTA INCLINATA

OPENING WITH FINGER RAIL
AND INCLINED DOOR

03

IL LEGNO IN PRIMO PIANO:
ROVERE MIELATO INVECCHIATO
PER IL FUNZIONALE BLOCCO
COLONNE INSERITO NELLA
LIBRERIA.

WOOD IN THE FORE:
HONEY AGED OAK FOR THE
PRACTICAL TALL UNITS INSERTED
IN THE BOOKCASE.





LIBRERIA INTEGRATA

IL SISTEMA LIBRERIA COMPONIBILE SI
INTEGRA PERFETTAMENTE CON LA
MODULARITÀ DELLA CUCINA.

*INTEGRATED BOOKCASE
THE MODULAR BOOKCASE SYSTEM
BLENDS IN PERFECTLY WITH THE
MODULARITY OF THE KITCHEN.*









ANTA E TOP/DOOR AND WORKTOP
ROVERE MIELATO INVECCHIATO
HONEY AGED OAK




ANTA/DOOR
FENIX BIANCO CALDO
FENIX WARM WHITE



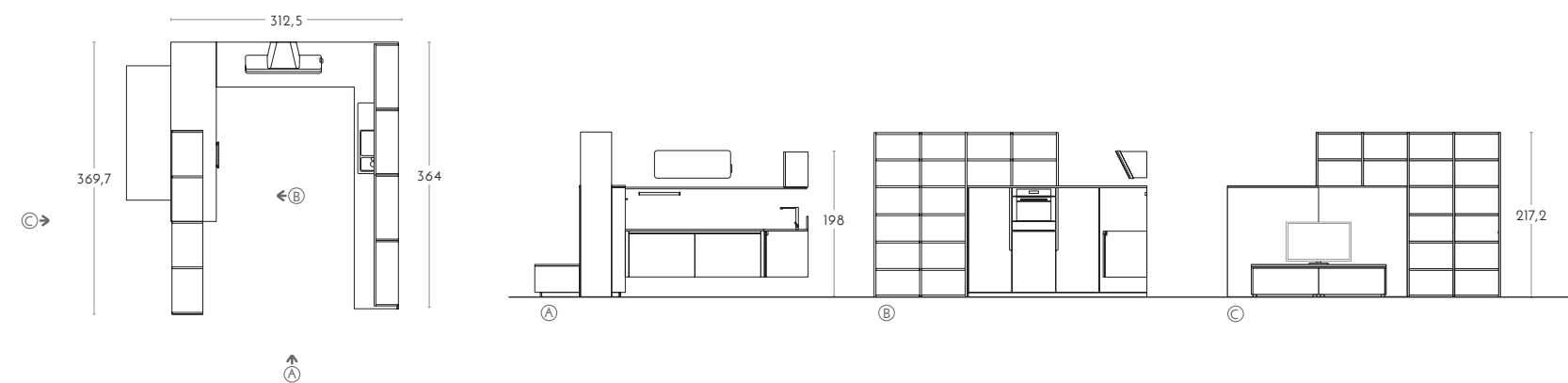

ANTA E TOP/DOOR AND WORKTOP
FENIX NERO
FENIX BLACK



GOLA/FINGER-RAIL
NERO
BLACK



LIBRERIA/BOOKCASE
LACCATO BIANCO CALDO OPACO
MATT LACQUERED WARM WHITE



LUX 03

LUX

APERTURA CON GOLA
E ANTA INCLINATA

OPENING WITH FINGER RAIL
AND INCLINED DOOR

04

LA COMPOSIZIONE È CARATTERIZZATA
DA TRE BLOCCHI DISTINTI, COLONNE,
CUCINA CON PENISOLA E LIVING.

LA LIBRERIA FA DA TRAIT D'UNION E DA FILTRO
GRAZIE ALLA SOLUZIONE INTERPARETE.

THE COMPOSITION FEATURES THREE DISTINCT UNITS:
TALL UNITS, KITCHEN WITH PENINSULA AND LIVING
ZONE. THE BOOKCASE FUNCTIONS AS A JOINING
ELEMENT AND FILTER BETWEEN ENVIRONMENTS
THANKS TO THE PARTITION SOLUTION.







MATERIALI UNICI, FORTI SPESSORI


LA NATURALE BELLEZZA DELLE ANTE IN LEGNO DI ROVERE ANTRACITE INVECCHIATO INCONTRANO L'ELEGANZA DELLA STRUTTURA E DELLE ANTE LACCATE DELLA LIBRERIA INTERPARETE.

*UNIQUE MATERIALS, BIG THICKNESSES
THE NATURAL APPEAL OF THE WOODEN ANTHRACITE
AGED OAK DOORS COMBINES WITH THE ELEGANCE OF
THE LACQUERED DOORS AND
CARCASS OF THE PARTITION BOOKCASE.*






ANTA/DOOR
ROVERE ANTRACITE INVECCHIATO
ANTHRACITE AGED OAK



ANTA/DOOR
VETRO LUCIDO GIALLO AMBRA
GLOSSY GLASS AMBER YELLOW



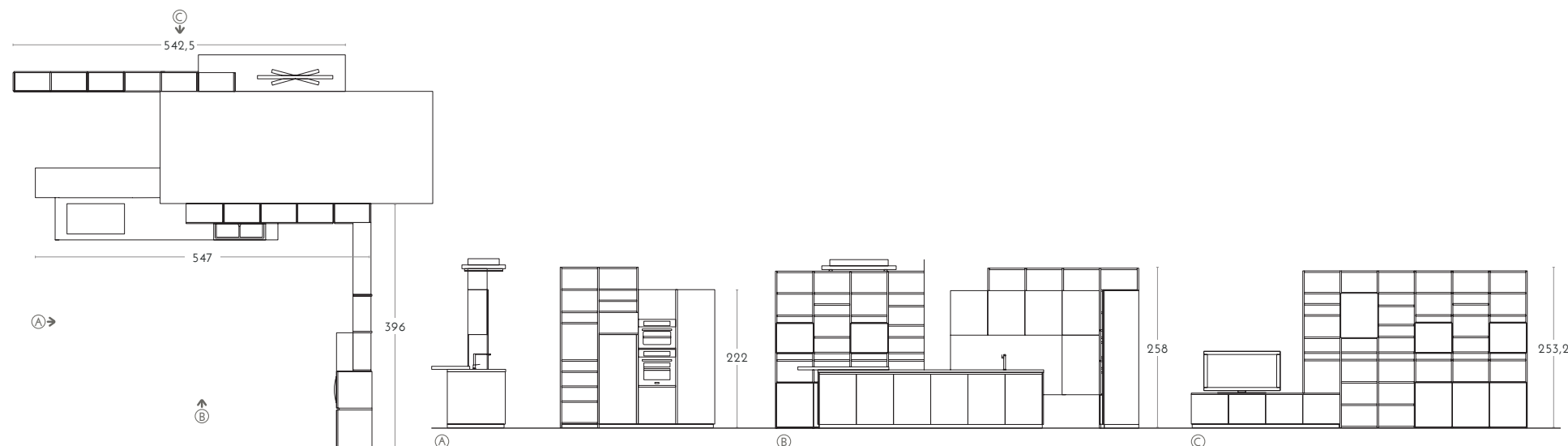
LIBRERIA/BOOKCASE
LACCATO GRIGIO KENYA OPACO
MATT LACQUERED KENYA GREY



ZOCOLO E GOLA/
PLINTH AND FINGER RAIL
FUMO
SMOKE



TOP/WORKTOP
FINITURA FENIX FUMO
SMOKE FENIX FINISH



LUX 04

TAVOLO PIN STRUTTURA IN METALLO LACCATO FUMO PIANO
IN ROVERE ANTRACITE INVECCHIATO
SEDIA E SGABELLO GHIM STRUTTURA FUMO,
SEDUTA E SCHIENALE SIMILPELLE GRIGIO ANTRACITE ANTICATO

PIN TABLE WITH SMOKY LACQUERED METAL STRUCTURE,
ANTHRACITE AGED OAK TOP
GHIM CHAIR AND STOOL WITH SMOKY STRUCTURE,
SEAT AND BACK MADE OF ANTIQUED ANTHRACITE GREY LEATHERETTE

Neck

APERTURA CON GOLA
E ANTA QUADRATA

OPENING WITH FINGER RAIL
AND SQUARE DOOR

05

LE ANTE IN MALTA OLD BLACK DEL
BLOCCO ISOLA CREANO, INSIEME
ALLA GOLA NERA ED AL TOP IN FENIX
NERO, UN MONOLITE CHE EMERGE DAL
CANDORE DELLE ANTE IN
ROVERE BIANCO INVECCHIATO.

*THE MORTAR OLD BLACK DOORS OF THE ISLAND BLOCK
CREATE, ALONG WITH BLACK FINGER RAIL AND THE TOP
IN BLACK FENIX, A MONOLITH EMERGING FROM THE
BRIGHTNESS OF THE AGED WHITE OAK DOORS.*







SINTONIA PERFETTA

IL ROVERE BIANCO INVECCHIATO DELLE ANTE DELLE COLONNE HA VENATURE SCURE CHE SONO IN PERFETTA SINTONIA CON LA MALTA OLD BLACK.

THE AGED WHITE OAK OF THE COLUMN DOORS HAS DARK VEINS THAT ARE IN PERFECT HARMONY WITH THE OLD BLACK MORTAR.






ANTA E TOP/DOOR AND WORKTOP
ROVERE BIANCO INVECCHIATO
WHITE AGED OAK



ANTA/DOOR
FINITURA MALTA OLD BLACK
MORTAR FINISH OLD BLACK




LIBRERIA/BOOKCASE
MELAMINICO LAVAGNA
MELAMINE SLATE GREY



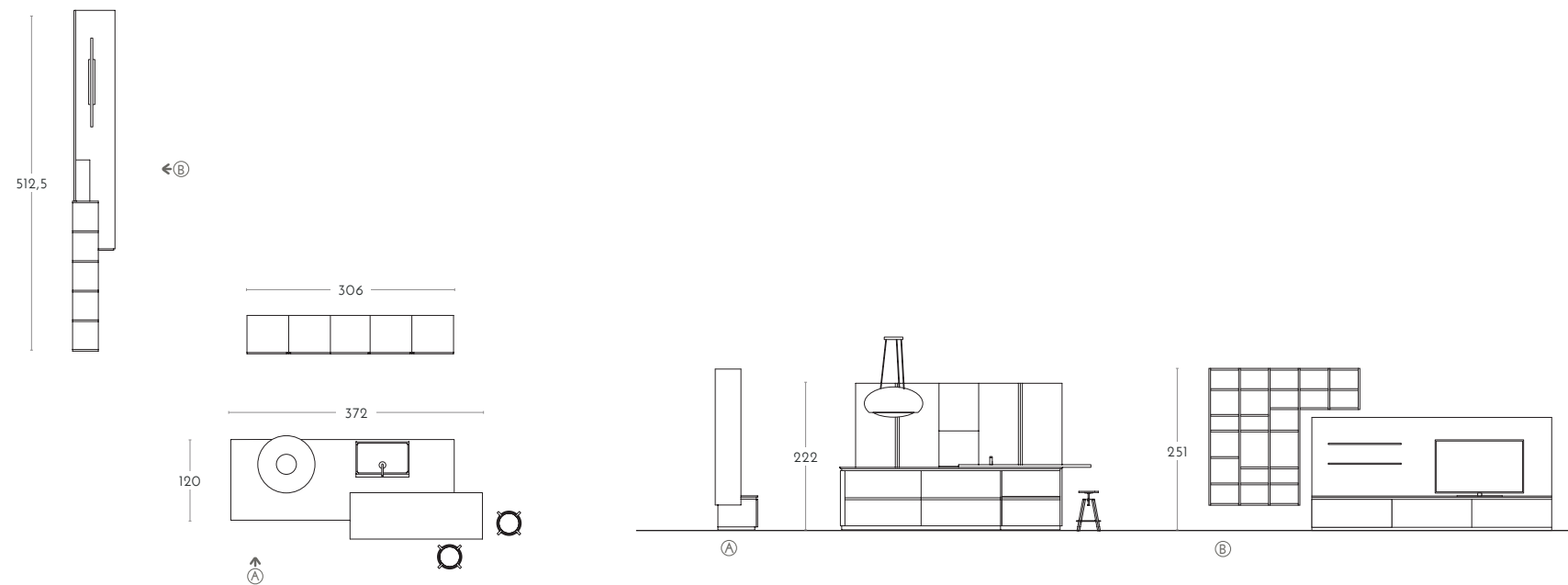
SCHIENALE LIBRERIA/BOOKCASE BACK
LACCATO ROSSO ROSCANO OPACO
MATT LACQUERED TUSCAN RED



ZOCCOLO E GOLIA/
PLINTH AND FINGER RAIL
NERO
BLACK



Neck 05



SGABELLO KERE CON STRUTTURA
IN LEGNO DI ROVERE E ACCIAIO, SEDUTA IN SUGHERO

KERE STOOL WITH OAK AND STEEL STRUCTURE,
CORK SEAT

Neck

APERTURA CON GOLA
E ANTA QUADRATA

OPENING WITH FINGER RAIL
AND SQUARE DOOR

06

I COLORI DELLA NATURA PRESENTI NELLE
FINITURE E NELL'AMBIENTE DELLA CUCINA,
CREANO INTERESSANTI E MAI BANALI
CONTRASTI CON IL BIANCO DEI PENSILI,
RESTITUENDO UN GIUSTO EQUILIBRIO TRA
LUMINOSITÀ E MATERICITÀ.

NATURE'S COLOURS ARE REFLECTED IN THE
FINISHES AND KITCHEN ENVIRONMENT, WHERE
THEY CREATE INTERESTING AND ORIGINAL
CONTRASTS WITH THE WHITE OF THE WALL
UNITS, RESULTING IN AN IDEAL BALANCE
BETWEEN BRIGHTNESS AND TEXTURED EFFECT







FULL OPTIONAL P.15

UNA RICCA GAMMA DI ELEMENTI IN METALLO A PROFONDITÀ 15CM PROGETTATI PER ATTREZZARE AL MEGLIO LA CUCINA. VANI E CASSETTI PER AVERE TUTTO A PORTATA DI MANO. LE PRESE ELETTRICHE SONO INCASSATE E PROTETTE DA UN PRATICO SPORTELLINO.

*FULL OPTIONS 15 D.
AN EXTENSIVE RANGE OF METAL ELEMENTS WITH 15 CM DEPTH,
DESIGNED FOR OPTIMALLY EQUIPPING THE KITCHEN. THE COMPARTMENTS
AND DRAWERS ALLOW FOR HAVING EVERYTHING WITHIN EASY REACH.
THE POWER SOCKETS ARE BUILT-IN AND PROTECTED BY A PRACTICAL FLAP.*

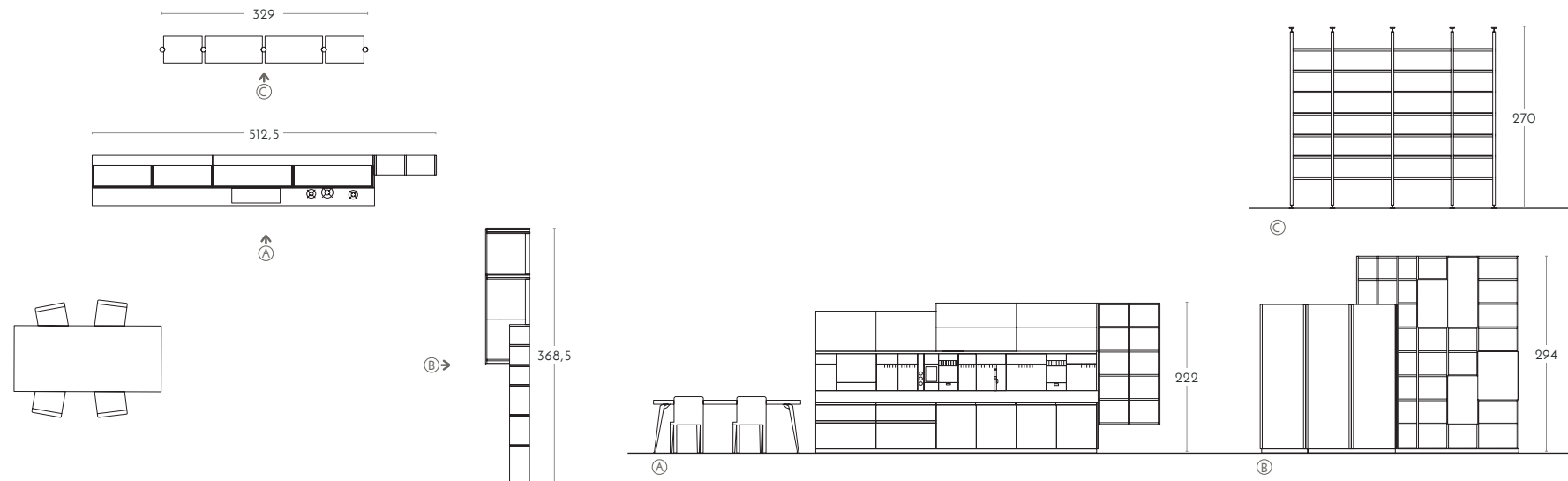


PIANO LAVORO H.15

LA VASCA DEL LAVABO RICAVATA DALLO STESSO LAMINATO STRATIFICATO DEL TOP E I FORNELLI INSTALLATI DIRETTAMENTE SUL PIANO, RENDONO QUESTA COMPOSIZIONE PULITA ED ESSENZIALE, SENZA DISTOGLIERE L'ATTENZIONE DALLE FINITURE E MATERIALI CHE RESTANO I VERI PROTAGONISTI DELLA CUCINA.

*WORKTOP 15 H.
THE WASHBASIN BOWL CARVED OUT OF THE SAME STRATIFIED LAMINATE
PANEL OF THE TOP, AND THE BURNERS INSTALLED DIRECTLY ON THE WORKTOP,
MAKE FOR A CLEAN AND SOBER COMPOSITION WITHOUT OVERSHADOWING
THE FINISHES AND MATERIALS - THE KITCHEN'S TRUE PROTAGONISTS.*





Neck 06


TAVOLO POK STRUTTURA LACCATO FUMO,
PIANO ROVERE MORO INVECCHIATO
SEDIA SPINDEL STRUTTURA IN LEGNO DI ROVERE E ACCIAIO,
SEDUTA IN POLIPROPILENE

POK TABLE WITH SMOKY LACQUERED STRUCTURE,
DARK AGED OAK TOP
SPINDEL CHAIR WITH OAK WOOD AND STEEL STRUCTURE,
POLYPROPYLENE SEAT


ANTA/DOOR
ROVERE MORO INVECCHIATO
DARK AGED OAK




ANTA/DOOR
FENIX BIANCO CALDO
FENIX WARM WHITE




ANTA/DOOR
VETRO GRIGIO PIOMBO LUCIDO
GLOSSY GLASS LEAD GREY



LIBRERIA/BOOKCASE
MELAMINICO BIANCO
MELAMINE WHITE




SCHIENALE LIBRERIA/BOOKCASE BACK
LACCATO FUMO OPACO
MATT LACQUERED SMOKE



ZOCCOLO/PLINTH
URBAN OSSIDATO
URBAN OXIDIZED



TOP/WORKTOP
STRATIFICATO GRIGIO CEMENTO
CEMENT GREY STRATIFIED



Neck

APERTURA CON GOLA
E ANTA QUADRATA

OPENING WITH FINGER RAIL
AND SQUARE DOOR

07

I TONI CALDI E DELICATI DEL COLORE
CASTORO CREANO, INSIEME AL ROVERE
JUTA INVECCHIATO, UN SOBRIO GIOCO DI
CONTRASTI CHE CONFERISCONO RITMO
ED ARMONIA ALLA COMPOSIZIONE.

THE WARM, DELICATE BEAVER SHADES COMBINE
WITH JUTE AGED OAK TO CREATE A MILD
CONTRAST, GENERATING RHYTHM AND HARMONY
IN THE COMPOSITION.







ELEMENTO TERMINALE A GIORNO

L'ELEMENTO TERMINALE A GIORNO, IN STRUTTURA METALLICA COSI' COME I PENSILI A GIORNO CON CONTENITORI INPIALLACCIATI, ARRICCHISCONO QUESTA COMPOSIZIONE, CONFERENDO UN CARATTERE PARTICOLARE ALL'INTERO AMBIENTE.

*OPEN END UNIT
THE OPEN END UNIT, FEATURING A METAL STRUCTURE,
AND THE OPEN WALL UNITS WITH VENEERED CONTAINERS
ENRICH THIS COMPOSITION WHILE ADDING A SPECIAL
CHARACTER TO THE ENTIRE ENVIRONMENT.*





ANTA/DOOR
LACCATA CASTORO OPACO
MATT LACQUERED BEAVER



ANTA/DOOR
VETRO CASTORO LUCIDO
GLOSSY GLASS BEAVER



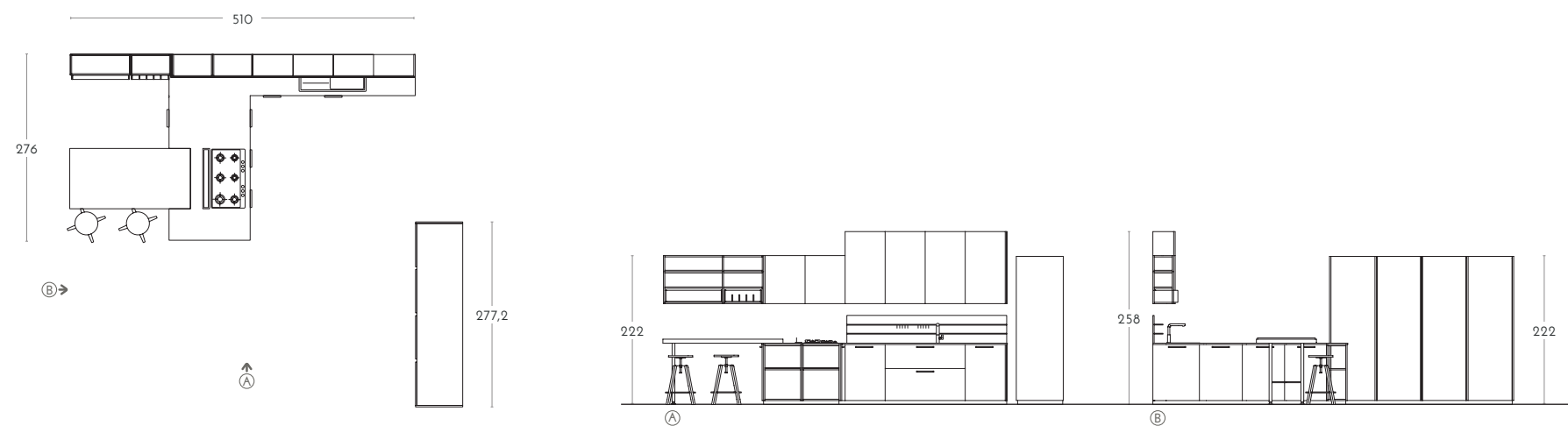
ANTA/DOOR
ROVERE JUTA INVECCHIATO
JUTE AGED OAK



ZOCOLO E GOLA/
PLINTH AND FINGER RAIL
CASTORO
BEAVER



TOP/WORKTOP
FENIX CASTORO
FENIX BEAVER



Neck 07

SGABELLO KERE CON STRUTTURA IN LEGNO
DI ROVERE E ACCIAIO, SEDUTA IN SUGHERO

KERE STOOL WITH OAK AND
STEEL STRUCTURE, CORK SEAT

Bridge

HI-LINE

ANTA ALLUMINIO
APERTURA PUSH PULL

ALUMINIUM DOOR
PUSH-PULL OPENING

09

IL BLOCCO DELL' ISOLA CON LE ANTE IN ALLUMINIO HI-LINE E LA CAPPA COORDINATA È IL PROTAGONISTA ASSOLUTO DI QUESTA COMPOSIZIONE, SCALDATA DALLA PRESENZA FORTE MA NON INVADENTE DELLA TONALITÀ ROSSO TOSCANO.

THE ISLAND UNIT WITH HI-LINE ALUMINIUM DOORS AND MATCHING HOOD IS THE DISTINCTIVE FEATURE OF THIS COMPOSITION, WARMED UP BY THE INTENSE - THOUGH NEVER OVERBEARING - TUSCAN RED SHADE.







COLONNA NOCK CON ANTE A SCOMPARSA

CASSETTI, ELETTRODOMESTICI, ACCESSORI E UN PIANO ESTRAIBILE TROVANO SPAZIO ALL' INTERNO DELLE COLONNE A PARETE, RIMANENDO IN TAL MODO CELATI QUANDO NON UTILIZZATI MA SEMPRE PRONTI A SODDISFARE QUALSIASI ESIGENZA IN CUCINA.

*TALL UNITS NOCK WITH POCKET DOORS
DRAWERS, HOUSEHOLD APPLIANCES, ACCESSORIES AND PULL-OUT TOP
ARE ALL HOUSED WITHIN THE WALL-MOUNTED TALL UNITS AND REMAIN
CONCEALED WHEN NOT USED, BUT ALWAYS ON HAND FOR ANY NEED IN
THE KITCHEN.*






ANTA/DOOR
ROVERE BIANCO INVECCHIATO
WHITE AGED OAK



ANTA E LIBRERIA/DOOR AND WORKTOP
LACCATO FUMO OPACO
MATT LACQUERED SMOKE



ANTA HI-LINE/HI-LINE DOOR
ANTA IN ALLUMINIO ANODIZZATA NERO
BLACK ANODISED ALUMINIUM DOOR



SCHIENALE LIBRERIA/BOOKCASE BACK
LACCATO ROSSO TOSCANO OPACO
MATT LACQUERED TUSCAN RED



TOP/WORKTOP
FENIX NERO
FENIX BLACK



TOP/WORKTOP
ACCIAIO INOX SP. 4 MM
INOX STEEL TH. 4 MM

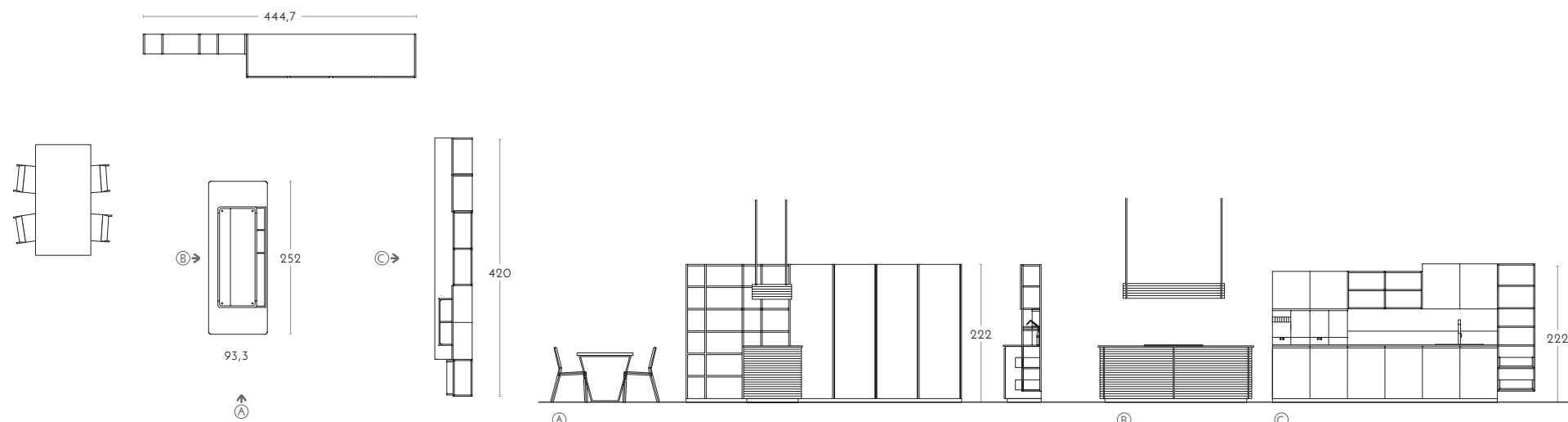


Bridge
HI-LINE

09

MOBILETTO MODUS IN TITANIO SPAZZOLATO
GOLA E ZOCCOLO NERO
TAVOLO INCLINE BASAMENTO URBAN,
PIANO IN ROVERE BIANCO INVECCHIATO
SEDIA STILIG STRUTTURA METALLO NERO
SEDUTA E SCHIENALE ECOPELLE NERO

BRUSHED TITANIUM MODUS CABINET
BLACK FINGER RAIL AND PLINTH
INCLINE TABLE WITH URBAN BASE,
WHITE AGED OAK TOP
STILIG CHAIR WITH BLACK METAL STRUCTURE
BLACK FAUX-LEATHER SEAT AND BACK



Bridge

HI-LINE

ANTA ALLUMINIO
APERTURA PUSH PULL

ALUMINIUM DOOR
PUSH-PULL OPENING

09
VARIANTE

ANTA/DOOR
ROVERE BIANCO
OAK WHITE

ANTA COLONNE LIBRERIE PENSILI/
COLUMNS, BOOKCASE AND
WALL UNITS DOOR
LACCATO VERDE POSITANO OPACO
MATT LACQUERED POSITANO GREEN

ANTA HI-LINE/HI-LINE DOOR
ANTA IN ALLUMINIO
ANODIZZATA NERO
BLACK ANODISED ALUMINIUM DOOR

TOP/WORKTOP
FENIX NERO
BLACK FENIX

TOP/WORKTOP
ACCIAIO INOX SP. 4 MM
INOX STEEL TH. 4 MM



Bridge FRONTALE

ANTA QUADRATA
CON MANIGLIA FRONTALE

SQUARE DOOR
WITH FRONT HANDLE

10

LO STILE INDUSTRIAL, CON ANTA A TELAIO IN ALLUMINIO E RETE ANODIZZATA NERA, PER QUESTA COMPOSIZIONE DAL CARATTERE DECISO. LE COLONNE IN ROVERE MADERA TERMOCOTTO EMERGONO CON TUTTA LA FORZA DI UN LEGNO PREGIATO.

THE INDUSTRIAL STYLE FEATURES DOORS WITH ALUMINIUM FRAME AND BLACK ANODISED MESH, YIELDING A COMPOSITION WITH A DISTINCT CHARACTER. THE MADEIRA HEAT-TREATED OAK TALL UNITS EMERGE WITH ALL THE APPEAL OF REFINED WOOD.





EFFETTO METALLO & VINTAGE

LA MADIA È DA SEMPRE UN ELEMENTO DI ARREDO PRESENTE NELLE CUCINE E NELLA ZONA PRANZO.

QUELLA CHE PROPONIAMO IN QUESTA COMPOSIZIONE HA UN FORTE RICHIAMO AL VINTAGE ED È CARATTERIZZATA DALLE NUOVE FINITURE LACCATE AD EFFETTO METALLO. LA RETE METALLICA DELLE ANTE A TELAIO ED I FIANCHI DI TAMPONAMENTO SAGOMATI DELLE BASI E DEI PENSILI SONO PREGIATI DETTAGLI CHE DEFINISCONO STILISTICAMENTE LO STILE INDUSTRIAL.

METAL & VINTAGE EFFECT

THE BREAD CUPBOARD IS A FURNISHING ELEMENT THAT HAS ALWAYS APPEARED IN KITCHENS AND IN THE LUNCH AREA.

THE MODEL WE PROPOSE IN THIS COMPOSITION HAS A VINTAGE AIR AND FEATURES THE NEW METAL-EFFECT LACQUERED FINISHES.

THE METAL MESH OF THE FRAMED DOORS AND SHAPED FILLER SIDE PANELS OF THE BASE UNITS AND WALL UNITS ARE REFINED DETAILS THAT HELP DEFINE THE INDUSTRIAL STYLE.





ANTA/DOOR
 ROVERE MADERA TERMOCOTTO
 CON FINITO TARLO
 HEAT-TREATED MADEIRA OAK WITH
 DISTRESSED WOOD PROCESSING




ANTA/DOOR
 LACCATA VINTAGE
 EFFETTO METALLO URBAN
 METAL-EFFECT VINTAGE
 LACQUERED URBAN




ANTA/DOOR
 TELAIO ALLUMINIO VERNICIATO NERO
 VETRO MASTERLINE
 BLACK ALUMINIUM FRAME WITH
 MASTERLINE GLASS



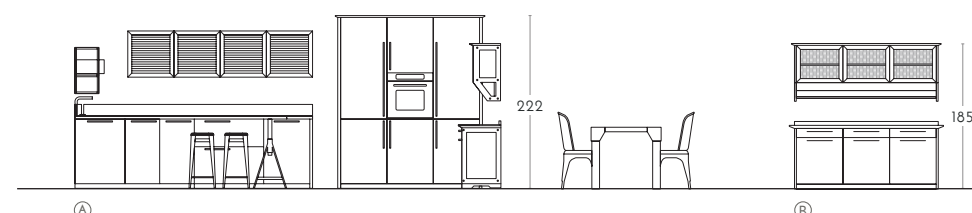
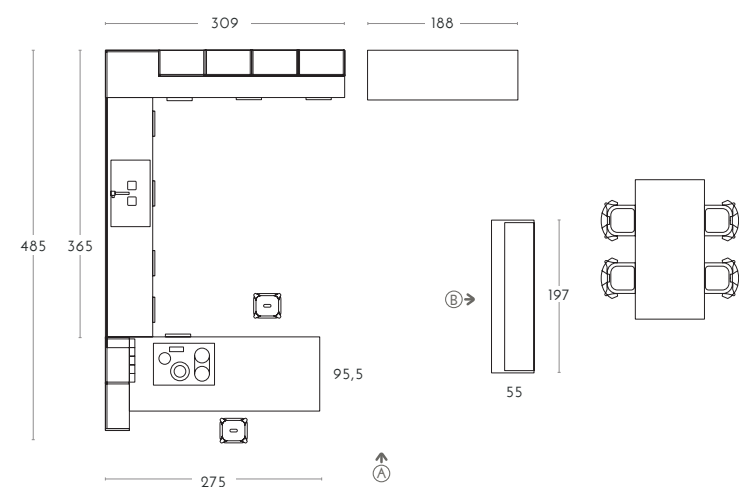
ANTA PENSILE MADIA/CUPBOARD DOOR
 TELAIO ALLUMINIO OSSIDATO FINITURA URBAN
 RETE FINITURA NERA
 OXIDISED ALUMINIUM FRAME URBAN FINISH
 AND MESH WITH BLACK FINISH



ZOCCOLO/PLINTH
 URBAN OSSIDATO
 URBAN OXIDIZED



TOP/WORKTOP
 BRONZO DOHA FENIX
 DOHA FENIX BRONZE



Bridge 10 FRONTALE

MANIGLIA M10 FINITURA NERO SOFT
 SEDIA SCHINA BRUNITO
 SGABELLO SCHINA BRUNITO

M10 HANDLE BLACK SOFT FINISH
 SCHINA CHAIR BURNISHED
 SCHINA STOOL BURNISHED

Bridge

FRONTALE

ANTA SQUADRATA
CON MANIGLIA FRONTALE

SQUARE DOOR
WITH FRONT HANDLE

10
VARIANTE

ANTA/DOOR
ROVERE ARGILLA INVECCHIATO
CLAY AGED OAK

ANTA/DOOR
L'ACCATA VINTAGE
EFFETTO METALLO URBAN
METAL-EFFECT VINTAGE
LACQUERED URBAN

ANTA/DOOR
TELAIO ALLUMINIO
VERNICIATO NERO
VETRO MASTERLINE
BLACK ALUMINIUM FRAME
WITH MASTERLINE GLASS

ANTA PENSILE MADIA/
CUPBOARD DOOR
TELAIO ALLUMINIO OSSIDATO
FINITURA URBAN
RETE FINITURA NERA
ALUMINIUM FRAME WITH
OXIDISED URBAN FINISH
AND MESH WITH BLACK FINISH

ZOCOLO/PLINTH
URBAN OSSIDATO
URBAN OXIDIZED

TOP/WORKTOP
FENIX FUMO
SMOKE FENIX



Bridge FUSION

ANTA QUADRATA
CON MANIGLIA INTEGRATA

SQUARE DOOR
WITH INTEGRATED HANDLE

11

LA MALTA OLD DARK TRASFORMA
QUESTA COMPOSIZIONE IN UN QUADRO
CONTEMPORANEO, CONFERENDO
MOVIMENTO E MATERICITÀ ALLE ANTE
DEI PENSILI, IN CONTRASTO CON LA
DELICATEZZA NATURALE DEL ROVERE JUTA
INVECCHIATO.

THE OLD DARK MORTAR TRANSFORMS THIS
COMPOSITION INTO A CONTEMPORARY WORK OF
ART, ADDING MOVEMENT AND TEXTURE TO THE
WALL UNIT DOORS IN CONTRAST TO THE NATURAL
DELICATENESS OF THE JUTE AGED OAK FINISH.





MANIGLIA FUSION

LA NUOVA ANTA CON MANIGLIA FUSION È ELEGANTE NELLA SUA ESSENZIALITÀ. POSIZIONATA LATERALMENTE ALL'ANTA, CON LA SUA FORMA LANCEOLATA, PUÒ AVERE IL COLORE INTERNO A CONTRASTO PER CREARE UN MOTIVO CROMATICO.

FUSION HANDLE
THE NEW DOOR WITH FUSION HANDLE IS ELEGANT IN ITS SPARE STYLE. POSITIONED TO THE SIDE OF THE DOOR, IT IS SHAPED LIKE A LANCE AND IS AVAILABLE WITH CONTRASTING INNER COLOUR TO CREATE A CHROMATIC EFFECT.






ANTA/DOOR
ROVERE JUTA INVECCHIATO
JUTE AGED OAK



ANTA/DOOR
FINITURA MALTA OLD DARK
MORTAR FINISH OLD DARK



LIBRERIA/BOOKCASE
LACCATO FUMO OPACO
MATT LACQUERED SMOKE



SCHIENALE LIBRERIA/BOOKCASE BACK
LACCATO ROSSO TOSCANO OPACO
MATT LACQUERED TUSCAN RED

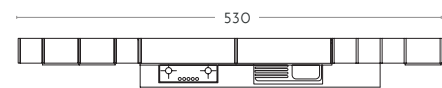


ZOCCOLO E GOLA/PLINTH AND FINGER-RAIL
FUMO
SMOKE



TAVOLO TRELLIS STRUTTURA FUMO
PIANO IN ROVERE JUTA INVECCHIATO
SEDIA ABRA IN SABBIA

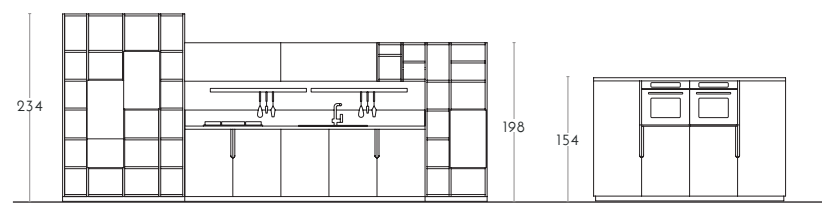
TRELLIS TABLE WITH SMOKY STRUCTURE AND JUTE AGED OAK TOP,
ABRA CHAIR SAND



Ⓐ



Ⓑ



Ⓐ

Ⓑ

Bridge
FUSION

Bridge

IN TESTA

ANTA QUADRATA
CON MANIGLIA IN TESTA

SQUARE DOOR
WITH TOP-MOUNTED HANDLE

12

I PENSILI E LE ANTE URBAN CON VETRO BRONZO SERIGRAFATO, INSIEME AGLI ELEMENTI SOTTOPENSILI ATTREZZATI CREANO RITMI ALTERNATI DI VUOTI E PIENI, FORMANDO UN MOTIVO DECORATIVO ANCHE NELLA SOLUZIONE ARREDATIVA LINEARE.

THE URBAN WALL UNITS AND DOORS WITH SCREEN-PRINTED BRONZE GLASS, TOGETHER WITH THE EQUIPPED UNDER-CABINET ELEMENTS, CREATE ALTERNATING FULL AND EMPTY SPACES THAT ADD A DECORATIVE DIMENSION TO AN OTHERWISE SOBER FURNISHING SOLUTION.







DETTAGLI RICERCATI

TANTI ELEMENTI PROGETTATI PER ATTREZZARE LA CUCINA. GLI ELEMENTI A PROFONDITÀ 15CM POSSONO INCLUDERE ANCHE LE PRESE ELETTRICHE PROTETTE DA UNO SPORTELLINO CHE IN QUESTA SOLUZIONE SONO PROPOSTE IN VERTICALE.

*REFINED DETAILS
A SERIES OF ELEMENTS DESIGNED FOR FURNISHING THE KITCHEN. THE ELEMENTS WITH 15 CM DEPTH CAN ALSO INCLUDE POWER SOCKETS PROTECTED BY A FLAP, WHICH ARE PLACED VERTICALLY IN THIS SOLUTION.*



LEGNO E COLORI LACCATI

I DIVERSI ELEMENTI PRESENTI NEL LIVING, SEPPUR ASIMMETTRICI, SONO DISPOSTI IN MODO DA BILANCIARE PERFETTAMENTE LA COMPOSIZIONE, RESTITUENDO ARMONIA ED EQUILIBRIO A TUTTA LA PARETE. LA FORTE BELLEZZA DEL ROVERE MIELATO INVECCHIATO DELLE BASI COMPENSA LA DELICATEZZA DEI TONI LACCATI DELLA LIBRERIA SOSPESA, COME SOLO IL LEGNO PUO' FARE.

*WOOD AND LACQUERED COLOURS
THE VARIOUS ELEMENTS PRESENT IN THE LIVING
ZONE, THOUGH ASYMMETRICAL, ARE ARRANGED
SO AS TO OPTIMALLY BALANCE
THE COMPOSITION, BESTOWING HARMONY
AND GRACE ON THE ENTIRE WALL.
THE DISTINCT APPEAL OF THE HONEY OAK FINISH
OF THE BASE UNITS BALANCES THE SUBTLETY
OF THE LACQUERED SHADES OF THE SUSPENDED
BOOKCASE, AS ONLY WOOD CAN DO.*







ANTA/DOOR
LACCATO GRIGIO KENYA OPACO
MATT LACQUERED KENYA GREY



ANTA/DOOR
ROVERE MIELATO INVECCHIATO
HONEY AGED OAK



ANTA/DOOR
TELAIO ALLUMINIO FINITURA URBAN,
VETRO TEMPERATO BRONZO E SERIGRAFATO
IN GLITTER DECORO RETINATO
ALUMINIUM FRAME WITH URBAN FINISH,
TEMPERED BRONZE AND GLITTER SCREEN-PRINTED
GLASS WITH MESH DECORATION




LIBRERIA/BOOKCASE
LACCATO CASTORO OPACO
MATT LACQUERED BEAVER



TOP/WORKTOP
FENIX CASTORO
FENIX BEAVER

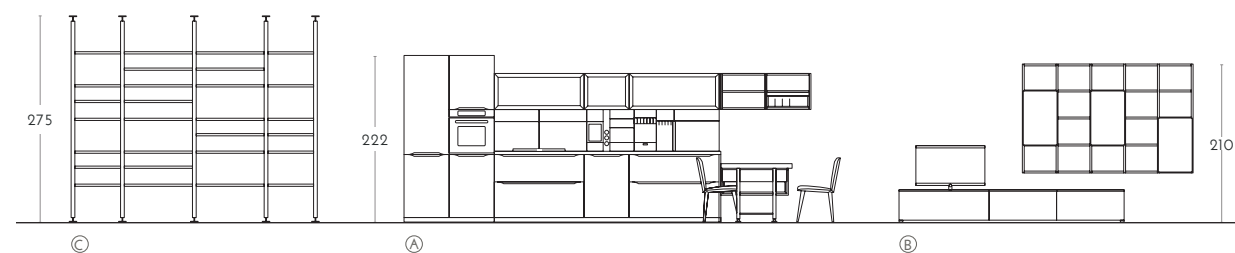
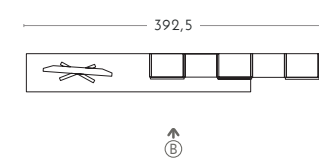
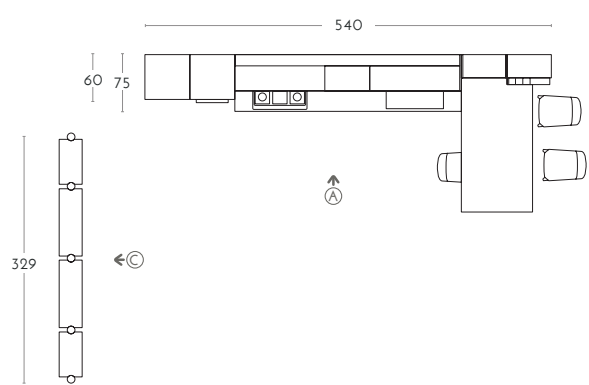


ZOCCOLO/PLINTH
URBAN OSSIDATO
URBAN OXIDIZED



MANIGLIA H51 FINITURA URBAN
SEDIA GHIM STRUTTURA IN METALLO LACCATO NERO
SEDUTA E SCHIENALE SIMILPELLE BIANCO ANTICATO

H51 HANDLE IN URBAN FINISH
GHIM CHAIR WITH BLACK LACQUERED METAL STRUCTURE
ANTIQUED WHITE LEATHERETTE SEAT AND BACK



Bridge 12
IN TESTA

Bridge FRONTALE

ANTA QUADRATA
CON MANIGLIA FRONTALE

SQUARE DOOR
WITH FRONT HANDLE

13

IL LEGNO ROVERE NATURALE PARQUETTATO È IL PROTAGONISTA DELLA COMPOSIZIONE, CONTRASTATA DAL CANDORE DEI PENSILI BIANCHI ED IMPREZIOSITA DALL'INSERIMENTO DELL'ANTA IN FINITURA LAVAGNA, SULLA QUALE APPUNTARE IDEE, PENSIERI O SEMPLICEMENTE LA LISTA DELLA SPESA

THE NATURAL AGED OAK WOOD WITH PARQUET EFFECT IS THE DISTINCTIVE FEATURE OF THE COMPOSITION, COUNTERED BY THE BRIGHTNESS OF THE WHITE WALL UNITS AND ENRICHED BY THE DOORS WITH SLATE FINISH, ON WHICH TO NOTE IDEAS, THOUGHTS OR SIMPLY THE SHOPPING LIST.










UN MIX TRA BASI, PENSILI E LIBRERIA SOSPESA

LA MODULARITÀ DELLA LIBRERIA SOSPESA IN FORTE SPESSORE, QUI PROPOSTA CON SOLI ELEMENTI A GIORNO, SI INTEGRA PERFETTAMENTE CON I PENSILI VERTICALI ED ORIZZONTALI IN UNA PIACEVOLE ALTERNANZA DI TONI FREDDI E CALDI.

*A BLEND OF BASE UNITS, WALL UNITS AND SUSPENDED BOOKCASE
THE MODULARITY OF THE HIGH-THICKNESS SUSPENDED BOOKCASE, OFFERED IN THE VERSION WITH OPEN ELEMENTS ALONE, BLENDS IN PERFECTLY WITH THE VERTICAL AND HORIZONTAL WALL UNITS IN AN APPEALING JUXTAPOSITION OF COOL AND WARM TONES.*



ANTA/DOOR
ROVERE NATURALE PARQUETTATO INVECCHIATO
NATURAL AGED OAK WITH PARQUET EFFECT



ANTA/DOOR
LACCATA BIANCO ASSOLUTO OPACO
MATT LACQUERED ABSOLUTE WHITE



ANTA E LIBRERIA/DOOR AND BOOKCASE
LACCATO BISTRO OPACO
MATT LACQUERED BISTRO



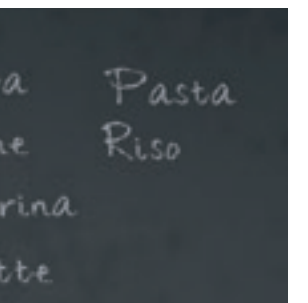
TOP/WORKTOP
FENIX NERO
FENIX BLACK



ZOCCOLO/PLINTH
NERO
BLACK



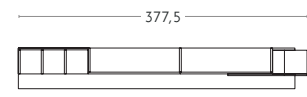
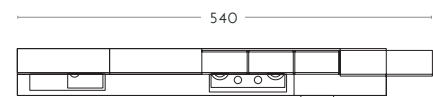
ANTA/DOOR
TELAIO ALLUMINIO OSSIDATO FINITURA URBAN
PANNELLO LAMINATO LAVAGNA NERO
ALUMINIUM FRAME WITH OXIDIZED URBAN FINISH
BLACK SLATE LAMINATE PANEL




MANIGLIA 575
TAVOLO INCLINE BASAMENTO URBAN, PIANO IN ROVERE NATURALE PARQUETTATO
SEDIA ABRA IN TORTORA

575 HANDLE
INCLINE TABLE WITH URBAN BASE,
NATURAL AGED OAK WITH PARQUET EFFECT TOP
ABRA CHAIR DOVE GREY

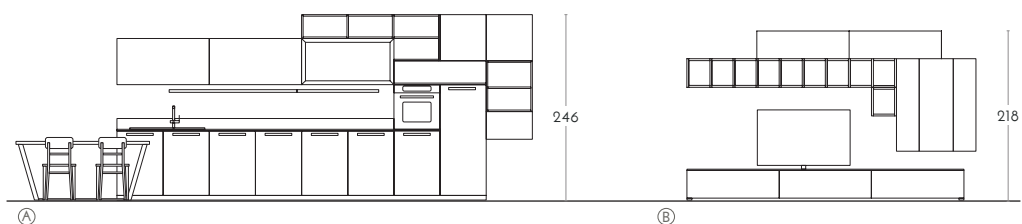
Bridge 13
FRONTALE



Ⓔ



Ⓐ



Ⓐ

Ⓑ

Bridge

PUSH PULL

ANTA QUADRATA CON
APERTURA PUSH PULL

SQUARE DOOR WITH
PUSH PULL OPENING

14

LA SCELTA DI MATERIALI DALLA FORTE
MATERICITÀ CARATTERIZZA QUESTA
SOLUZIONE LINEARE, RICCA DI CONTRASTI.
LA MALTA, IL LEGNO E L'ACCIAIO SI
UNISCONO PER CREARE UNA COMPOSIZIONE
ECLETTICA ED AFFASCINANTE.

*THE CHOICE OF HIGHLY TEXTURED MATERIALS
CHARACTERISES THIS LINEAR SOLUTION, RICH
IN CONTRASTS.*

*MORTAR, WOOD AND STEEL COMBINE TO
CREATE AN ECLECTIC AND FASCINATING
COMPOSITION.*





FORME DECISE E MINIMALI


LA LINEARITÀ, L'ASSENZA DI VEZZO.
È SOLO LA PUREZZA DELLA FORMA A
DESCRIVERE I PROFILI DELLA COMPOSIZIONE.

*BOLD AND MINIMAL FORMS
THE LINEARITY, THE ABSENCE OF AFFECTATION,
THE PROFILE OF THE COMPOSITION IS DESCRIBED
ENTIRELY BY THE PURITY OF THE FORM.*






ANTA/DOOR
ROVERE MIELATO INVECCHIATO
HONEY AGED OAK



ANTA/DOOR
FINITURA MALTA OLD WHITE
MORTAR FINISH OLD WHITE



ANTA/DOOR
FINITURA MALTA OLD DARK
MORTAR FINISH OLD DARK

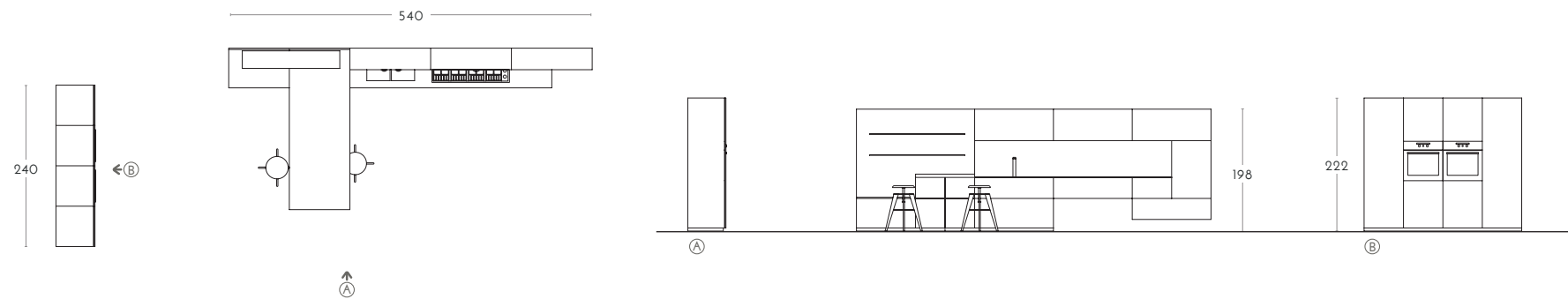


TOP/WORKTOP
ACCIAIO INOX SP. 4 MM
INOX STEEL TH. 4 MM



SGABELLO ZEDY IN FAGGIO TINTO OAK MIELE
ZEDY STOOL MADE OF HONEY OAK-STAINED BEECH

Bridge 14
PUSH-PULL



oltre

INFORMAZIONI TECNICHE
TECHNICAL INFORMATION

UNA AMPIA GAMMA DI COLORI DI TENDENZA
E FINITURE INNOVATIVE ARRICCHISCONO E
COMPLETANO IL PROGRAMMA PER CONSENTIRE
LA MASSIMA PERSONALIZZAZIONE DI
OGNI AMBIENTE.

*A WIDE RANGE OF TREND COLOURS AND INNOVATIVE
FINISHES ENRICHES AND COMPLETES THE PROGRAMME
ENSURING MAXIMUM CUSTOMISATION FOR EACH SETTING.*

TIPOLOGIA DI APERTURA DELLE ANTE DI OLTRE

OPENING SYSTEM VERSIONS
FOR OLTRE DOORS



Lux

APERTURA CON GOLA E ANTA INCLINATA
OPENING WITH FINGER RAIL AND INCLINED DOOR



GOLA PIATTA
FLAT FINGER RAIL



SENZA PROFILO
WITHOUT PROFILE



GOLA PIATTA
FLAT FINGER RAIL



CON PROFILO ALLUMINIO
WITH ALUMINUM PROFILE

GOLA TIPO "ELLE"
"L" TYPE FINGER RAIL



Neck

APERTURA CON GOLA E ANTA SQUADRATA
OPENING WITH FINGER RAIL AND SQUARE DOOR



GOLA TIPO "ELLE"
"L" TYPE FINGER RAIL



Bridge

ANTA SQUADRATA CON MANIGLIA:
SQUARE DOOR WITH HANDLE:



FUSION
ANTA CON MANIGLIA INTEGRATA
DOOR WITH INTEGRATED HANDLE



FRONTALE
ANTA CON MANIGLIA FRONTALE
FRONTAL / DOOR WITH FRONT HANDLE



IN TESTA
ANTA CON MANIGLIA IN TESTA
TOP-MOUNTED / DOOR WITH TOP-MOUNTED HANDLE



PUSH PULL
ANTA CON APERTURA PUSH PULL
DOOR WITH PUSH-PULL OPENING

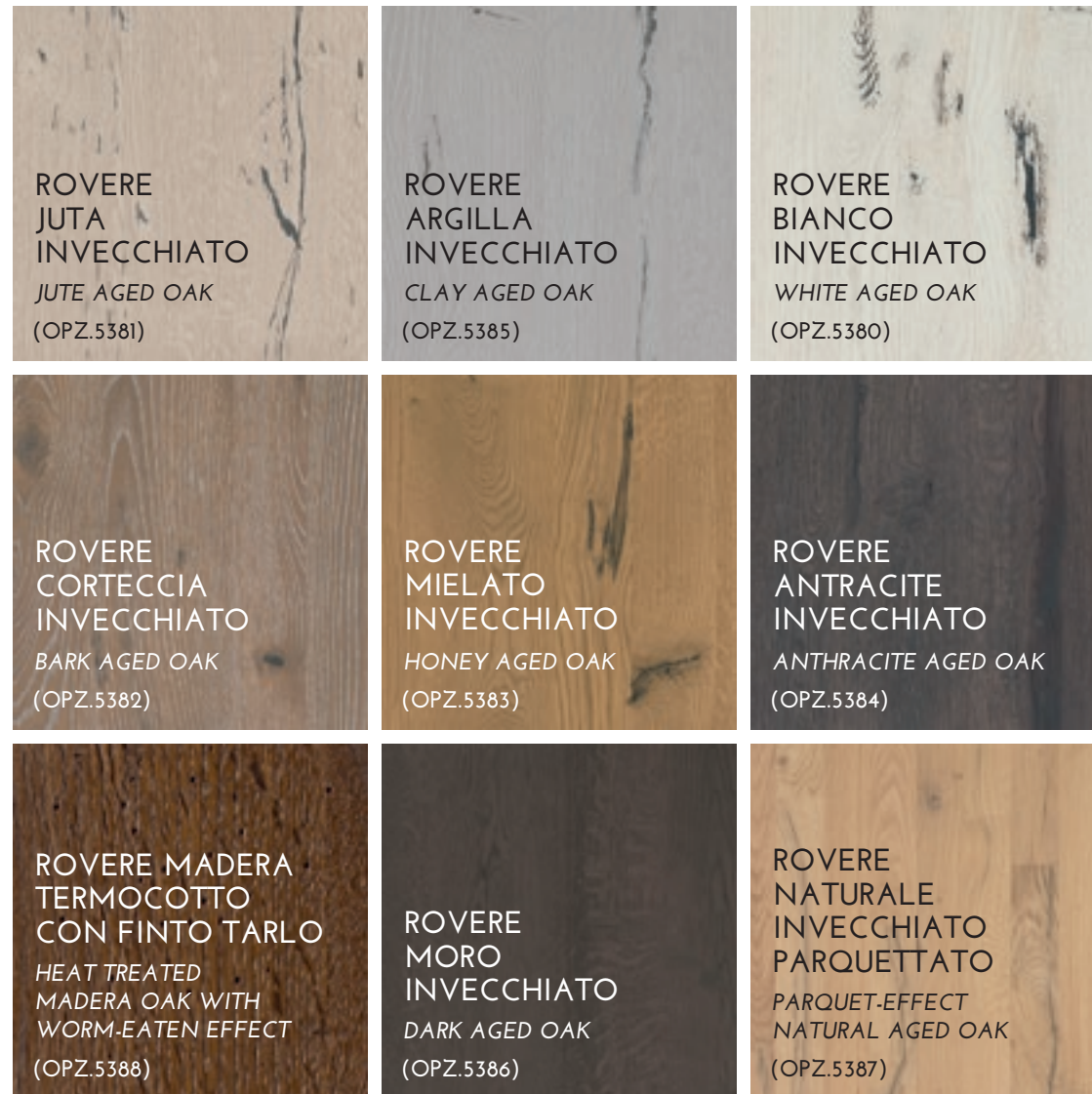


HI-LINE COLLECTION ANTA ALLUMINIO
ANTA CON MANIGLIA FRONTALE O PUSH PULL
ALUMINIUM DOOR / DOOR WITH FRONT HANDLE OR PUSH-PULL




ANTA IMPIALLACCIATA FINITURA MATERICA VINTAGE SP.22 MM

VENEERED DOOR WITH TEXTURED VINTAGE FINISH TH.22 MM




ANTA FINITURA MALTA SP.22 MM

DOOR WITH MORTAR FINISH TH. 22 MM



ANTA LACCATA VINTAGE EFFETTO METALLO SP.22 MM

LACQUERED VINTAGE DOOR METAL EFFECT TH. 22 MM



ANTA FINITURA FENIX NTM™

DOOR WITH FENIX NTM™ FINISH



ANTA LACCATA COLORI OPACHI SP.22 MM

MATT COLOURS LACQUERED DOOR TH. 22 MM

 [CLICCA QUI PER LA GAMMA COLORI DISPONIBILI](#)

 [CLICK HERE FOR THE RANGE OF AVAILABLE COLORS](#)

 [ZUR FARBAUSWAHL HIER KLICKEN](#)

ANTA LACCATA COLORI LUCIDI SPAZZOLATI SP.22 MM

GLOSSY BRUSHED COLOURS LACQUERED DOOR TH. 22 MM

 [CLICCA QUI PER LA GAMMA COLORI DISPONIBILI](#)

 [CLICK HERE FOR THE RANGE OF AVAILABLE COLORS](#)

 [ZUR FARBAUSWAHL HIER KLICKEN](#)

ANTA VETRO SATINATO TELAIO ALLUMINIO IN TINTA CON IL VETRO SP.22 MM TAMBURATO NEL RETRO CON PANNELLO COLORE GRIGIO CENERE

SATIN GLASS DOOR WITH ALUMINIUM FRAME MATCHING WITH THE GLASS TH. 22 MM
HOLLOW-CORE ON THE REAR WITH ASH GREY PANEL

<p>BIANCO ASSOLUTO ABSOLUTE WHITE (OPZ.V740S)</p>	<p>CENERE ASH (OPZ.V9547)</p>	<p>GRIGIO BROMO BROMINE GREY (OPZ.V9533)</p>	<p>NERO BLACK (OPZ.V7892)</p>	<p>BIANCO CALDO WARM WHITE (OPZ.V740I)</p>
<p>CANAPA HEMP (OPZ.V853I)</p>	<p>CASTORO BEAVER (OPZ.V8907)</p>	<p>FUMO SMOKE (OPZ.V953I)</p>	<p>VERDE LICHENE LICHEN GREEN (OPZ.V8463)</p>	<p>BISTRO BISTRO (OPZ.V9535)</p>
<p>ROSSO TOSCANO TUSCAN RED (OPZ.V8157)</p>	<p>GIALLO AMBRA AMBER YELLOW (OPZ.V327S)</p>	<p>VERDE POSITANO POSITANO GREEN (OPZ.V847I)</p>	<p>BRONZO BRONZE (OPZ.V8903)</p>	<p>GRIGIO PIOMBO LEAD GREY (OPZ.V9537)</p>

ANTA VETRO LUCIDO TELAIO ALLUMINIO IN TINTA CON IL VETRO SP.22 MM TAMBURATO NEL RETRO CON PANNELLO COLORE GRIGIO CENERE

GLOSSY GLASS DOOR WITH ALUMINIUM FRAME MATCHING WITH THE GLASS TH. 22 MM
HOLLOW-CORE ON THE REAR WITH ASH GREY PANEL

<p>BIANCO ASSOLUTO ABSOLUTE WHITE (OPZ.V74I)</p>	<p>CENERE ASH (OPZ.V9548)</p>	<p>GRIGIO BROMO BROMINE GREY (OPZ.V9534)</p>	<p>NERO BLACK (OPZ.V7893)</p>	<p>BIANCO CALDO WARM WHITE (OPZ.V7402)</p>
<p>CANAPA HEMP (OPZ.V8532)</p>	<p>CASTORO BEAVER (OPZ.V8908)</p>	<p>FUMO SMOKE (OPZ.V9532)</p>	<p>VERDE LICHENE LICHEN GREEN (OPZ.V8464)</p>	<p>BISTRO BISTRO (OPZ.V9536)</p>
<p>ROSSO TOSCANO TUSCAN RED (OPZ.V8158)</p>	<p>GIALLO AMBRA AMBER YELLOW (OPZ.V328)</p>	<p>VERDE POSITANO POSITANO GREEN (OPZ.V8472)</p>	<p>BRONZO BRONZE (OPZ.V8904)</p>	<p>GRIGIO PIOMBO LEAD GREY (OPZ.V9538)</p>

COLORI E FINITURE GOLE E PROFILO

FINGER RAIL AND PROFILE COLOURS AND FINISHES

TITANIO OSSIDATO TITANIUM OXIDIZED (OPZ.414)	URBAN OSSIDATO URBAN OXIDIZED (OPZ. NU)	BRILL BRILL (OPZ.412)	FINITURE GOLE E PROFILI SPAZZOLATI FINGER RAILS AND PROFILES BRUSHED FINISHES	
BIANCO ASSOLUTO ABSOLUTE WHITE (OPZ.7405)	GRIGIO NEBBIA FOG GREY (OPZ.9551)	CASTORO BEAVER (OPZ.8907)	ROSA QUARZO QUARTZ PINK (OPZ.8171)	NERO BLACK (OPZ.7892)
BIANCO CALDO WARM WHITE (OPZ.7401)	VERDE ACQUA WATER GREEN (OPZ.8473)	SALVIA SAGE (OPZ.8443)	ACQUAMARINA ACQUAMARINE (OPZ.8323)	GRIGIO BROMO BROMINE GREY (OPZ. 9533)
VERDE LICHENE LICHEN GREEN (OPZ.8463)	VERDE POSITANO POSITANO GREEN (OPZ.8471)	BLU CADETTO CADET BLUE (OPZ.8373)	FINITURE GOLE E PROFILI VERNICIATI A POLVERE OPACHI MATT FINGER RAILS AND PROFILES POWDER COATED FINISHES	
FUMO SMOKE (OPZ.9531)	GIALLO AMBRA AMBER YELLOW (OPZ.8225)	ROSSO TOSCANO TUSCAN RED (OPZ.8157)		

COLORI E FINITURE ZOCCOLO H6

H 6 PLINTH COLOURS AND FINISHES

TITANIO OSSIDATO TITANIUM OXIDIZED (OPZ.414)	FINITURE ALLUMINIO DI SERIE ALLUMINIUM FINISHES - STANDARD	URBAN OSSIDATO URBAN OXIDIZED (OPZ. NU)	BRILL * BRILL (OPZ.412)	FINITURE ALLUMINIO A RICHIESTA ALLUMINIUM FINISHES - ON REQUEST
* opz. 412 brill non disponibile per profili				
BIANCO ASSOLUTO ABSOLUTE WHITE (OPZ.7405)	GRIGIO NEBBIA FOG GREY (OPZ.9551)	CASTORO BEAVER (OPZ.8907)	ROSA QUARZO QUARTZ PINK (OPZ.8171)	NERO BLACK (OPZ.7892)
BIANCO CALDO WARM WHITE (OPZ.7401)	VERDE ACQUA WATER GREEN (OPZ.8473)	SALVIA SAGE (OPZ.8443)	ACQUAMARINA ACQUAMARINE (OPZ.8323)	GRIGIO BROMO BROMINE GREY (OPZ. 9533)
VERDE LICHENE LICHEN GREEN (OPZ.8463)	VERDE POSITANO POSITANO GREEN (OPZ.8471)	BLU CADETTO CADET BLUE (OPZ.8373)	VERNICIATI OPACHI A POLVERE POWDER COATED MATT FINISHES	
FUMO SMOKE (OPZ.9531)	GIALLO AMBRA AMBER YELLOW (OPZ.8225)	ROSSO TOSCANO TUSCAN RED (OPZ.8157)		

COLORI MELAMINICI OPACHI PER LA STRUTTURA DELLA LIBRERIA/LIVING

MELAMINE COLOURS FOR THE BOOKCASE/LIVING AREA CARCASS

BIANCO WHITE	VISONE MINK	FANGO MUD	LAVAGNA SLATE GREY
-----------------	----------------	--------------	-----------------------

COLORI LACCATI OPACHI PER LA STRUTTURA DELLA LIBRERIA/LIVING

LACQUERED COLOURS FOR THE BOOKCASE/LIVING AREA CARCASS

TUTTI I COLORI A PAG. 144 TUTTI I COLORI A PAG. 144
--

ANTA
TELAIO
ALLUMINIO
SP. 22 MM

ALUMINIUM FRAME DOOR
TH. 22 MM



TELAIO ALLUMINIO
VERNICIATO NERO A POLVERE,
VETRO TEMPERATO MASTER LINE SP. 4 MM

22MM TH. ALUMINIUM FRAME WITH BLACK
POWDER COATING, 4MM TH. MASTER LINE
TEMPERED GLASS

(OPZ.NML)



TELAIO ALLUMINIO OSSIDATO
FINITURA URBAN, CON PANNELLO IN MDF IDRO
PLACCATO 2 LATI IN LAMINATO LAVAGNA NERO

22MM TH. ALUMINIUM FRAME WITH URBAN OXIDIZED
FINISH, WITH IDRO MDF PLATED WITH BLACKBOARD
LAMINATE ON BOTH SIDES

(OPZ.NUL)



HI-LINE COLLECTION
ANTA IN
ALLUMINIO
ANODIZZATA

ANODISED
ALUMINIUM DOOR




PARTICOLARE MANIGLIA
DETAIL FRAME WITH HANDLE



TELAIO ALLUMINIO FINITURA URBAN OSSIDATO,
VETRO TEMPERATO BRONZO E
SERIGRAFATO IN GLITTER DECORO
RETINATO SP. 4 MM

22MM TH. ALUMINIUM FRAME WITH URBAN OXIDIZED
FINISH, 4MM TH. SCREEN-PRINTED TEMPERED BRONZE
GLASS WITH GLITTER MESH DECOR


(OPZ.NUBR)



TELAIO ALLUMINIO OSSIDATO
FINITURA URBAN CON PANNELLO
IN LAMIERA
A RETE ANODIZZATA NERA

22MM TH. ALUMINIUM FRAME WITH URBAN OXIDIZED
FINISH AND ALUMINIUM STRETCHED METAL SHEET
PANEL WITH BLACK ANODISED MESH EFFECT


(OPZ.NUR)



CON MANIGLIA FRONTALE
WITH FRONTAL HANDLE

PUSH PULL

FINITURA NERO
BLACK FINISH
(OPZ.AL11)



CON MANIGLIA FRONTALE
WITH FRONTAL HANDLE

PUSH PULL

FINITURA TITANIO
TITANIUM FINISH
(OPZ.AL12)

PROGETTO E COORDINAMENTO:
UFFICIO R&S: CARLO SACCHI, ARCH. EURO MARINUCCI
UFFICIO MKT: NADIA DEL PUPO
"LUBE SERVICE & ENGINEERING S.R.L."

ART DIRECTION, PROGETTO E GRAFICA: STUDIO FERRIANI

DIGITAL PHOTOGRAPHY: STUDIO FERRIANI
FOTOGRAFIA: STUDIO EMOZIONI

SELEZIONI : Z13
STAMPA: TIPOGRAFIA S.GIUSEPPE

LA LUBE INDUSTRIES SRL SI RISERVA LA FACOLTA' DI APPORTARE IN OGNI MOMENTO E
SENZA PREAVVISO QUALSIASI MODIFICA TECNICA E CROMATICA RITENUTE UTILI AL
MIGLIORAMENTO DEI PROPRI PRODOTTI.

I CAMPIONI E I COLORI RIPRODOTTI SONO PURAMENTE INDICATIVI.

LA RAPPRESENTAZIONE IN STAMPA PUO' ALTERARE LE TONALITA' DEI COLORI.

LUBE INDUSTRIES SRL RESERVES THE RIGHT TO MAKE AT ANY TIME AND WITHOUT PRIOR NOTICE ANY
TECHNICAL AND COLOUR MODIFICATION DEEMED USEFUL FOR THE IMPROVEMENT OF ITS PRODUCTS.
THE SHOWN SAMPLES AND COLOURS ARE PURELY INDICATIVE.
PRINTED REPRESENTATION MAY ALTER THE ACTUAL COLOUR TONES.